

## CONTENTS

<b>INTRODUCTION</b>	
What is fungicide resistance?	3
What can be done to prevent or delay resistance?	3
Low risk fungicide mode of action groups	4
Activity group labelling in Australia	4
Changes to activity group	5
Fungicide application in Australian orchards and vineyards	5
Resistance risk	6
Pathogens with high resistance risk	11
Pathogens with medium or unlisted resistance risk	11

<b>CROP(S)</b>	<b>DISEASE(S)</b>	
Almond	Blossom blight & brown rot	12
	Rust	13
Apple & pear	Apple & pear scab	14
Avocado and mango	Anthraxnose ( <i>Colletotrichum</i> spp.)	16
Banana	Yellow Sigatoka	17
Barley	Powdery mildew	19
	Scald and net blotch	20
Broccoli and cauliflower	Downy mildew	22
	White blister	23
Canola	Black leg and <i>Sclerotinia</i>	24
Cucurbit	Downy mildew	26
	Powdery mildew	28
Fruit (post-harvest treatment)	Post-harvest diseases	30
Grape	Downy mildew	31
	Grey mould ( <i>botrytis</i> bunch rot)	33
	Powdery mildew	35
Lettuce	<i>Botrytis</i> and <i>Sclerotinia</i>	37
	Downy mildew	39
Macadamia	Husk spot	41
Onion	Downy mildew	42
Ornamental	Grey mould ( <i>Botrytis</i> )	44
	Myrtle rust	45
Passionfruit	Alternata spot ( <i>Alternaria</i> spp.)	46
Peanut	Leaf spot, rust, net blotch	47
Poppy	Downy mildew	48
Potato	Late blight (Irish blight)	50
	Target Spot (early blight)	51
Pulse crops	Grey mould ( <i>Botrytis</i> ) and ascochyta	53

**Please note:**

This strategy is a guide only and does not endorse particular products, groups of products or cultural methods in terms of their performance. Always follow the product label for specific use instructions. While all effort has been made with the information supplied in this document, no responsibility, actual or implied, is taken for the day to day accuracy of product or active constituent specific information. Readers should check with the Australian Pesticides and Veterinary Medicines Authority's product database for contemporary information on products and actives. The database can be sourced through [www.apvma.gov.au](http://www.apvma.gov.au). The information given in this strategy is provided in good faith and without any liability for loss or damage suffered as a result of its application and use. Advice given in this strategy is valid as at 26 June 2025. All previous versions of this strategy are now invalid.

CROP(S)	DISEASE(S)	
Stone fruit	Blossom blight ( <i>Monilinia laxa</i> ), brown rot ( <i>M. fructicola</i> )	54
Strawberry	Grey mould ( <i>Botrytis</i> )	56
	Powdery mildew	58
Strawberry runner production	Powdery mildew	60
Tomato	Grey mould	62
	Powdery mildew	63
	Target spot	64
Turf	Various	65
Wheat	Powdery mildew	66
	Septoria blotch	68
	Yellow spot	70

**Please note:**

This strategy is a guide only and does not endorse particular products, groups of products or cultural methods in terms of their performance. Always follow the product label for specific use instructions. While all effort has been made with the information supplied in this document, no responsibility, actual or implied, is taken for the day to day accuracy of product or active constituent specific information. Readers should check with the Australian Pesticides and Veterinary Medicines Authority's product database for contemporary information on products and actives. The database can be sourced through [www.apvma.gov.au](http://www.apvma.gov.au). The information given in this strategy is provided in good faith and without any liability for loss or damage suffered as a result of its application and use. Advice given in this strategy is valid as at 26 June 2025. All previous versions of this strategy are now invalid.

## Introduction

The CropLife Australia Expert Committee on Fungicide Resistance (ECFR) has drafted disease resistance management strategies in conjunction with growers, researchers and agronomists to minimise the development of resistance to fungicides. These strategies provide growers with guidelines for fungicide use (and other methods) for sustainable disease control.

### What is fungicide resistance?

Resistance by fungal pathogens to fungicides usually evolves following the intensive use of fungicides for disease control. In any fungal population there are likely to be individuals that have some degree of natural resistance and which are less susceptible to fungicides, even before the chemicals are used. Resistance arises mainly through the incorrect use of fungicides, which selects for the resistant individuals. Continued use of a fungicide or fungicide chemical group can result in a significant build-up of resistant individuals in the fungal population – to the point where that particular product, or other products from the same chemical group, is no longer effective. In some cases, removal of the selection pressure can result in the fungal population regaining its sensitivity to the fungicide group, but this is not always the case. The risk of fungicide resistance developing varies between different chemical groups and different fungal pathogens, such that specific strategies are recommended for those situations considered to carry the highest risk.

### What can be done to prevent or delay resistance?

The most common approach to managing fungicide resistance is through responsible use of fungicides, of which the resistance management strategies presented in this document are good examples. In their most basic form, these strategies advocate rotation of fungicide products with a different chemical activity group to prevent over-use of any one product or activity group. More complex strategies safeguard against the development of cross-resistance or resistance to multiple chemical groups. In Australia, all fungicide products are labelled to identify which activity group they belong to. The activity group is indicated by a number (or letter/number combination) code on the product label.


Selecting the most effective way to apply fungicides will make them work better and assist in delaying the development of resistance. A good understanding of the pathogen's life cycle and epidemiology will also help in the selection of the most effective application method. As a general rule, targeted applications to control a certain development stage or population level are most effective, whereas shotgun approaches like application of fungicides through irrigation systems could accelerate the development of resistance by exposing a large portion of the fungal population to sub-lethal rates. Particular attention should be given to label recommendations, rates and coverage. Adherence to suggested disease threshold levels is also good resistance management practice.

The use of cultural practices or growing varieties of crops with a high degree of natural resistance to diseases – requiring fewer or less frequent fungicide applications.

---

#### Please note:

This strategy is a guide only and does not endorse particular products, groups of products or cultural methods in terms of their performance. Always follow the product label for specific use instructions. While all effort has been made with the information supplied in this document, no responsibility, actual or implied, is taken for the day to day accuracy of product or active constituent specific information. Readers should check with the Australian Pesticides and Veterinary Medicines Authority's product database for contemporary information on products and actives. The database can be sourced through [www.apvma.gov.au](http://www.apvma.gov.au). The information given in this strategy is provided in good faith and without any liability for loss or damage suffered as a result of its application and use. Advice given in this strategy is valid as at 26 June 2025. All previous versions of this strategy are now invalid.



Working with industry bodies such as the CropLife Australia Expert Committee on Fungicide Resistance to establish resistance management strategies for minor crops and/or those crops for which no strategies exist. Of particular concern are permitted uses of fungicides, often in minor crops, where repeated use of a limited number of fungicide alternatives occurs. Although not explicitly stated on agricultural use permits, such permitted uses should also incorporate measures to prevent resistance.

In the event of tank mixing products and/or co-formulations, always follow the recommendation from the most recent Fungicide Resistance Management Strategies and apply the most stringent strategy applicable to the pathogen most at risk of developing resistance.

Certain environments are conducive to continuous infection and consistently high disease pressure. Examples of such environments are nurseries, tunnels, greenhouses and other structures of protected cultivation. Because protected cultivation usually requires multiple applications of fungicides at short intervals to control high disease incidence, there is a much higher risk of development of resistance to fungicides. Users of fungicides under these conditions should be particularly mindful of the enhanced resistance risk. Do not use a fungicide product to which resistance has been confirmed and stop using a product if resistance is suspected. When the fungicide in question no longer gives adequate control, stop using it temporarily and consult the supplier on its current resistance status.

In the absence of an established resistance management strategy for a particular crop/disease situation, it is recommended that the use of fungicides from any given activity group (excluding Group M and BM) be limited to a maximum of one-third of the total number of fungicide applications. The use of consecutive applications of fungicides from the same activity group should also be limited by alternating between products from different activity groups.

### **Low risk fungicide mode of action groups**

The use of **Group M** and **BM** fungicides is not limited, as these fungicides carry an inherently low risk of fungicide resistance developing. No specific resistance management strategy has been developed for these low-risk fungicides. These products should be included in a management strategy as per label recommendations.


### **Activity group labelling in Australia**

In order to help fungicide users to manage fungicide resistance, all fungicide products sold in Australia are classified according to the chemical activity group of their active constituent. The activity group must be indicated by a letter code on the product label. Australia was the first country to introduce compulsory activity group labelling on products. Since the introduction of activity group labelling in Australia, other countries have adopted activity group classification systems, however caution should be shown if cross-referencing activity groups between Australia and other countries, as there are some differences in classification.

---

#### **Please note:**

This strategy is a guide only and does not endorse particular products, groups of products or cultural methods in terms of their performance. Always follow the product label for specific use instructions. While all effort has been made with the information supplied in this document, no responsibility, actual or implied, is taken for the day to day accuracy of product or active constituent specific information. Readers should check with the Australian Pesticides and Veterinary Medicines Authority's product database for contemporary information on products and actives. The database can be sourced through [www.apvma.gov.au](http://www.apvma.gov.au). The information given in this strategy is provided in good faith and without any liability for loss or damage suffered as a result of its application and use. Advice given in this strategy is valid as at 26 June 2025. All previous versions of this strategy are now invalid.



## Changes to activity group

In 2008, CropLife Australia completely revised Australia's fungicide activity grouping system to bring it into line with the international Fungicide Resistance Action Committee (FRAC) activity group classification system. This was the first major revision of the Australian classification system since its introduction several years ago. Activity group codes have now been changed from letters to numbers (or letter/number combinations). For a complete list of all fungicide active constituents registered in Australia and their old and new activity groups, see the Fungicide Activity Group Table on the CropLife Australia website at [www.croplife.org.au](http://www.croplife.org.au).

## Fungicide application in Australian orchards and vineyards

Fungicide performance against the various diseases in orchards and vineyards is governed by application of the correct dose of the fungicide.

Growers must ensure if dilute spraying or concentrate spraying is used, adequate coverage of the target is achieved. To the point of runoff is related to target wetness on the entire canopy. It is important to ensure that both the inner leaves have the same level of leaf wetness as the outer leaves. Poor coverage often looks like outer leaves dripping and the inner leaves being dry, which can lead to underdosing and increase the risk of resistance. Calibration, nozzle selection/direction, pressure and droplet size all contribute to ensure even coverage of the top, middle and bottom of the target canopy is achieved.

Growers have the choice of either using the true dilute spray volume which matches the size of their crop canopy or using a lower spray volume to allow more crop to be sprayed with the same spray vat. The spray machinery must have capacity to achieve adequate coverage at low volumes.

When growers choose to apply concentrate spraying, spray coverage is critically important, and must guarantee the correct dose. If a concentrate spray volume of 2X (i.e. half of the dilute spray volume for the canopy in question) obtains good spray coverage, but if the label rate is not adjusted upwards by a factor of 2 then the application will be under-dosed. Under-dosing can lead to inadequate disease control and increase the development of disease resistance. For example:


1. Dilute spray volume as determined above: for example 1000 L/ha
2. Your chosen concentrate spray volume: for example 500 L/ha
3. The concentration factor in this example is: 2X (i.e.,  $1000 \text{ L} \div 500 \text{ L} = 2$ )
4. Product use rate of 50 mL / 100 L is selected, Product is used in 500 L/ha water with a concentration factor of 2.
5. Vat requirement would be 2 x 50 mL per 100 L or 100 mL / 100 L of concentrate spray.

The same amount of product per hectare or per 100m of row regardless of the water volume chosen.

---

### Please note:

This strategy is a guide only and does not endorse particular products, groups of products or cultural methods in terms of their performance. Always follow the product label for specific use instructions. While all effort has been made with the information supplied in this document, no responsibility, actual or implied, is taken for the day to day accuracy of product or active constituent specific information. Readers should check with the Australian Pesticides and Veterinary Medicines Authority's product database for contemporary information on products and actives. The database can be sourced through [www.apvma.gov.au](http://www.apvma.gov.au). The information given in this strategy is provided in good faith and without any liability for loss or damage suffered as a result of its application and use. Advice given in this strategy is valid as at 26 June 2025. All previous versions of this strategy are now invalid.



CropLife Australia recommends that all spray equipment is checked and calibrated by trained/experienced persons before each season in order to ensure that fungicides are applied throughout the growing season according to the product label instructions.

### Resistance risk

**Table 1:** Plant pathogens accepted as showing a medium risk of development of resistance to fungicides.

FRAC Pathogen	Crop	Disease
<i>Bremia lactucae</i>	Lettuce	Downy mildew
<i>Gibberella fujikuroi</i> *	Rice	Bakanae
<i>Leptosphaera nodorum</i> ( <i>Stagonospora nodorum</i> )	Wheat	Leaf spot
<i>Monilinia</i> spp.	Stone and pome fruit	Monilinia rots
<i>Zymoseptoria tritici</i> ( <i>Mycosphaerella graminicola</i> , <i>Septoria tritici</i> ,)	Wheat	Septoria leaf blotch
<i>Mycosphaerella musicola</i>	Banana	Yellow Sigatoka (Leaf Spot)
<i>Peronospora</i> spp.	Various	Downy mildew
<i>Podosphaera leucotricha</i>	Apple	Powdery mildew
<i>Puccinia</i> spp.	Wheat/barley	Rusts
<i>Pyrenophora teres</i>	Barley	Net Blotch
<i>Pyrenophora tritici-repentis</i>	Wheat	Tan spot (yellow spot)
<i>Tapesia</i> spp.	Wheat/barley	Eyespot
<i>Erysiphe necator</i> *	Grapevine	Powdery mildew

\* The EPPO Guideline lists these pathogens as high risk and baselines are normally requested.

#### Please note:

This strategy is a guide only and does not endorse particular products, groups of products or cultural methods in terms of their performance. Always follow the product label for specific use instructions. While all effort has been made with the information supplied in this document, no responsibility, actual or implied, is taken for the day to day accuracy of product or active constituent specific information. Readers should check with the Australian Pesticides and Veterinary Medicines Authority's product database for contemporary information on products and actives. The database can be sourced through [www.apvma.gov.au](http://www.apvma.gov.au). The information given in this strategy is provided in good faith and without any liability for loss or damage suffered as a result of its application and use. Advice given in this strategy is valid as at 26 June 2025. All previous versions of this strategy are now invalid.

**Table 2:** Plant pathogens accepted as showing a high risk of development of resistance to fungicides (adapted from APPO, 2022).

FRAC Pathogen	Crop	Disease
<i>Botrytis cinerea</i>	Various, especially grapevine	Grey mould
<i>Erysiphe graminis</i>	Wheat/barley	Powdery mildew
<i>Mycosphaerella fijiensis</i>	Banana	Black sigatoka
<i>Phytophthora infestans</i>	Potato	Late blight
<i>Plasmopara viticola</i>	Grapevine	Downy mildew
<i>Pseudoperonospora cubensis</i> and related	Cucurbits	Downy mildew
<i>Pyricularia oryzae</i>	Rice	Rice blast
<i>Sphaerotheca fuliginea</i> and related	Cucurbits	Powdery mildew
<i>Venturia</i> spp.	Apple, pear	Scab

**Table 3.** Plant pathogens for which resistance or reduced sensitivity has been confirmed or suspected in Australian field conditions. Users are advised to adhere to effective resistance management strategies at all times.

Pathogen	Disease/Crop	Compound affected	FRAC group	Ref.	Comments
<b>Broadacre</b>					
<i>Blumeria graminis</i> f. sp. <i>hordei</i>	Barley powdery mildew	tebuconazole, propiconazole, flutriafol	3	1, 2, 3, 4,	Field failure reported in WA to low label rates. Resistance detected in laboratory testing of samples from in WA, Qld, NSW, Vic, Tas.
<i>Blumeria graminis</i> f. sp. <i>tritici</i>	Wheat powdery mildew	strobilurins	11	1, 2, 5	Resistance detected in laboratory testing of samples from Vic, Tas.
<i>Botrytis fabae</i>	Chocolate spot	carbendazim	1	1, 2	Field resistance in SA
<i>Leptosphaeria maculans</i>	Canola black leg	fluquinconazole	3	1, 2, 6	Reported in WA, NSW, Vic, SA, however field implication is not clear
		SDHIs: pydiflumetofen, fluopyram, fluxapyroxad and bixafen	7	31	No field failure has been reported at this stage.
<i>Pyrenophora teres</i> f. sp. <i>maculata</i>	Spot form of net blotch on barley (SFNB)	tebuconazole, epoxiconazole, propiconazole, prothioconazole	3	1, 7	Reduced field efficacy reported in WA. Resistance detected in laboratory testing.
		SDHI	7	1, 8	Reduced field efficacy reported in WA. Resistance

**Please note:**

This strategy is a guide only and does not endorse particular products, groups of products or cultural methods in terms of their performance. Always follow the product label for specific use instructions. While all effort has been made with the information supplied in this document, no responsibility, actual or implied, is taken for the day to day accuracy of product or active constituent specific information. Readers should check with the Australian Pesticides and Veterinary Medicines Authority's product database for contemporary information on products and actives. The database can be sourced through [www.apvma.gov.au](http://www.apvma.gov.au). The information given in this strategy is provided in good faith and without any liability for loss or damage suffered as a result of its application and use. Advice given in this strategy is valid as at 26 June 2025. All previous versions of this strategy are now invalid.

Pathogen	Disease/Crop	Compound affected	FRAC group	Ref.	Comments
					detected in laboratory testing.
<i>Pyrenophora teres f. sp. teres</i>	Net form net blotch on barley (NFNB)	propiconazole, prothioconazole, tebuconazole	3	1, 9	Reduced sensitivity reported in WA. Resistance detected in laboratory testing. No confirmation of field failure.
		SDHI	7	1, 10	Reduced field efficacy reported in SA to SDHI and DMI. Resistance detected in laboratory testing.
<i>Zymoseptoria tritici</i>	Wheat septoria leaf blotch	tebuconazole, flutriafol, propiconazole	3	1	Reduced sensitivity reported in NSW, Vic, SA, Tas but does not cause complete field failure.
<b>Ornamentals</b>					
<i>Botrytis cinerea</i>	Grey mould, multiple hosts	iprodione	2	11	Resistance detected in laboratory testing – field relevance not assessed
<b>Strawberries</b>					
<i>Botrytis cinerea</i>	Grey mould	iprodione	2	12	Failure of fungicides in experimental plots on 2 commercial strawberry farms. Resistance detected in laboratory testing.
		pyrimethanil	9	13	Resistance detected in laboratory testing, field relevance not assessed
		fenhexamid	17		
<b>Tree fruit</b>					
<i>Venturia inaequalis</i>	Black spot on apples	myclobutanil	3	14	Reduced field efficacy reported in NSW. Resistance detected in laboratory testing.
<i>Monilinia fructicola</i>	Brown rot stone fruit	dicarboximides	2	15	Reduced field efficacy reported to vinclozolin. Resistance detected in laboratory testing. Cross resistance confirmed to iprodione and procymidone.
<b>Tropical fruit</b>					
<i>Alternaria alternata</i>	Alternata rot in passionfruit	dicarboximides	2	16	Cross resistance proven <i>in vitro</i> to iprodione and procymidone
<i>Mycosphaerella musicola</i>	Yellow sigatoka of bananas	strobilurins	11	17	Lack of control in field trial. Resistance detected in laboratory testing.
<b>Vegetables</b>					
<i>Botrytis cinerea</i>	Grey mould, various hosts	benzimidazoles	1	18	Resistance detected in laboratory testing, limited
		dicarboximides	2		

**Please note:**

This strategy is a guide only and does not endorse particular products, groups of products or cultural methods in terms of their performance. Always follow the product label for specific use instructions. While all effort has been made with the information supplied in this document, no responsibility, actual or implied, is taken for the day to day accuracy of product or active constituent specific information. Readers should check with the Australian Pesticides and Veterinary Medicines Authority's product database for contemporary information on products and actives. The database can be sourced through [www.apvma.gov.au](http://www.apvma.gov.au). The information given in this strategy is provided in good faith and without any liability for loss or damage suffered as a result of its application and use. Advice given in this strategy is valid as at 26 June 2025. All previous versions of this strategy are now invalid.

Pathogen	Disease/Crop	Compound affected	FRAC group	Ref.	Comments
		boscalid	7		reports of field failure. Field relevance not assessed
<i>Botrytis cinerea</i>	Grey mould, tomato	dicarboximides	2	19	Reduced field efficacy reported to iprodione. Resistance detected in laboratory testing. Cross resistance confirmed to vinclozolin and procymidione.
<i>Bremia lactucae</i>	Lettuce downy mildew	metalaxyl	4	18, 20	Reduction in field sensitivity. Resistance detected in laboratory testing.
<i>Podosphaera xanthii</i>	Powdery mildew cucurbits	buprimate	8	21, 22, 23	Reduced field efficacy reported in Qld, NSW & SA. Resistance detected in laboratory testing.
		triadimefon triadimenol	3		
		QoI	11	23	Reduced field efficacy reported in Qld. Resistance detected in laboratory testing.
<i>Peronospora destructor</i>	Onion downy mildew	phenylamides	4	24	Reduction in field sensitivity. Resistance detected in laboratory testing.
<i>Pseudoperonospora cubensis</i>	Cucurbit downy mildew	metalaxyl	4	25	Found in areas with high usage patterns.
<i>Sclerotinia spp.</i>	various hosts	benzimidazoles	1	18	Resistance detected in laboratory testing, limited reports of field failure. Field relevance not assessed
		dicarboximides	2		
<b>Grapes</b>					
<i>Erysiphe necator</i>	Powdery mildew	pyraclostrobin azoxystrobin trifloxystrobin	11	26, 27, 28	Confirmed in most growing areas. Reports of field failure for trifloxystrobin and pyraclostrobin, confirmed by phenotypic and genotypic testing.
		triadimenol, fenarimol, myclobutanil	3	26, 27, 29	Current reports of field failure to myclobutanil, confirmed by phenotypic and genotypic testing.
<i>Botrytis cinerea</i>	Grey mould, Botrytis bunch rot	anilinopyrimidines		26, 27, 30	Regularly found in commercial testing. Limited reports of field failure.
		dicarboximides	2	26, 27	
		boscalid	7	26, 27	Resistance detected in field samples but no evidence of field failure.
		fenhexamid	17		
<i>Plasmopara viticola</i>	Downy mildew	metalaxyl	4	26, 27, 28	Loss of field efficacy reported in areas with high usage patterns. Resistance detected in laboratory testing.
		pyraclostrobin	11	26	

**Please note:**

This strategy is a guide only and does not endorse particular products, groups of products or cultural methods in terms of their performance. Always follow the product label for specific use instructions. While all effort has been made with the information supplied in this document, no responsibility, actual or implied, is taken for the day to day accuracy of product or active constituent specific information. Readers should check with the Australian Pesticides and Veterinary Medicines Authority's product database for contemporary information on products and actives. The database can be sourced through [www.apvma.gov.au](http://www.apvma.gov.au). The information given in this strategy is provided in good faith and without any liability for loss or damage suffered as a result of its application and use. Advice given in this strategy is valid as at 26 June 2025. All previous versions of this strategy are now invalid.

## Table 3 References

1. <http://ccdm.com.au/frg/> Fungicide resistance diseases in Australian grains. Updated October 2020. Accessed 16/3/2021. GRDC project codes CUR00016, CUR00023, UM00051 and DAN00177.
2. [The incidence of fungicide resistance in spot form net blotch \(SFNB\) and its implications - GRDC and Protecting the longevity of new fungicides - GRDC](#) (GRDC update papers accessed 16/3/2021). GRDC project codes CUR00016, CUR00023, UM00051 and DAN00177
3. Tucker, M. A., Lopez-Ruiz, F., Jayasena, K., and Oliver, R. P. (2015). "Origin of fungicide-resistant barley powdery mildew in Western Australia: lessons to be learned," in *Fungicide Resistance in Plant Pathogens*, eds J. Ishii and D. Hollomon (Berlin: Springer), 329–340. doi: 10.1007/978-4-431-55642-8\_20
4. Tucker MA, Lopez-Ruiz F, Cools HJ, Mullins JGL, Jayasena K, Oliver R.P. Analysis of mutations in West Australian populations of *Blumeria graminis* f. sp. *hordei* CYP51 conferring resistance to DMI fungicides. *Pest management science* (2019) 76:1265-1272. <https://doi.org/10.1002/ps.5636>
5. <https://grdc.com.au/resources-and-publications/groundcover/groundcovertm-129-july-august-2017/fungicide-resistance-detected-in-wheat-powdery-mildew>. (GRDC news release accessed 16/3/2021)
6. Van de Wouw AP, Elliot VL, Chang S, Lopez-Ruiz FJ, Marcroft SJ, Idrum A (2017) Identification of isolates of the plant pathogen *Leptosphaeria maculans* with resistance to the triazole fungicide fluquinconazole using a novel in planta assay. <https://doi.org/10.1371/journal.pone.0188106>
7. Mair WJ, Thomas GJ, Dodhia K, Hills AL, Jayasena KW, Ellwood SR, Oliver RP, Lopez-Ruiz FJ. (2020). Parallel evolution of multiple mechanisms for demethylase inhibitor fungicide resistance in the barley pathogen *Pyrenophora teres* f. sp. *maculata* *Fungal Genetics and Biology* 145. <https://doi.org/10.1016/j.fgb.2020.103475>
8. [SDHI resistance in SFNB of barley discovered for the first time in Australia - GRDC](#) (GRDC news release accessed 16/3/2021) (<https://grdc.com.au/news-and-media/news-and-media-releases/national/2020/september/>)
9. Mair WJ, Deng W, Mullins JGL, West S, Wang P, Besharat N, Ellwood SR, Oliver RP, Lopez-Ruiz FJ (2016) Demethylase inhibitor fungicide resistance in *Pyrenophora teres* f. sp. *teres* associated with target site modification and inducible overexpression of Cyp51. *Frontiers in microbiology*. <https://doi.org/10.3389/fmicb.2016.01279>.
10. <https://grdc.com.au/news-and-media/news-and-media-releases/national/2019/12/researchers-confirm-new-dual-fungicide-resistance-in-barley-disease> **GRDC Project code: CU00023**. (GRDC news release accessed 16/3/2021)
11. HAL NY306: Fungicide resistance in isolates of *Botrytis* from ornamentals and development of control strategies. 1998
12. Washington WS, Shanmuganathan N, Forbes C (1992) Fungicide control of strawberry fruit rots, and the field occurrence of resistance of *Botrytis cinerea* to iprodione, benomyl and dichlorofluanid. *Crop Prot* 11:355–360 [https://doi.org/10.1016/0261-2194\(92\)90063-B](https://doi.org/10.1016/0261-2194(92)90063-B)
13. Unconfirmed Qld data – reported in Menzel CM, Gomez A & Smith LA. Control of grey mould and stem-end rot in strawberry plants growing in a subtropical environment. *Australasian Plant Pathol.* **45**, 489–498 (2016). <https://doi.org/10.1007/s13313-016-0440-5>
14. Hetherington SD, Gunning DA. (2003). Myclobutanil resistance in an isolate of *Venturia inaequalis* from New South Wales. *Australasian Plant Pathology* **32**: 121–122. <https://doi.org/10.1071/AP02057>
15. Penrose LJ, Koffman W, Nicholls MR. (1985). Field occurrence of vinclozolin resistance in *Monilinia fructicola*. *Plant Pathology* 34:2 p228-234. <https://doi.org/10.1111/j.1365-3059.1985.tb01354.x>
16. Hutton DG. (1988). The appearance of dicarboximide resistance in *Alternaria alternata* in passionfruit in South-East Queensland Australia. *Australasian Plant Pathology* **17**, 34-36. DOI:10.1071/APP9880034
17. Grice K, Vawdrey L, Stammer G, Koch A, Wilson D, Matthews, N. (2013). Yellow Sigatoka (*Mycosphaerella musicola*) populations develop resistance to QoI fungicides in Australia. In: Dehne, HW.; Deising HB.; Fraaije, B.; Gisi, U.; Hermann, D.; Mehl, A.; Oerke, E.C.; Russell, PE.; Stammer, G.; Kuck KH. and Lyr H. (Eds), "Modern Fungicides and Antifungal Compounds", Vol. VII., pp. 1-xxx. © 2013 Deutsche Phytomedizinische Gesellschaft, Braunschweig, ISBN: 978-3-941261-13-6
18. Identification and monitoring of resistance in vegetable crops in Australia HAL Project Number: VG07119, 2012
19. O'Brien RG, Glass RJ (1986). The appearance of dicarboximide resistance in *Botrytis cinerea* in Queensland *Australasian Plant Pathology* **15**: 24-25. DOI:<https://doi.org/10.1071/APP9860024>
20. Wicks TJ, Hall BH, Pezzaniti P. (1994). Fungicidal control of metalaxyl-insensitive strains of *Bremia lactucae* on lettuce. *Crop Protection* 13:8 p617-623. [https://doi.org/10.1016/0261-2194\(94\)90008-6](https://doi.org/10.1016/0261-2194(94)90008-6)
21. O'Brien RG. (1994). Fungicide resistance in populations of cucurbit powdery mildew (*Sphaerotheca fuliginea*), New Zealand *Journal of Crop and Horticultural Science*, 22:145-149, <https://doi.org/10.1080/01140671.1994.9513818>
22. O'Brien RG, Vawdrey LL, Glass RJ. (1988). Fungicide resistance in cucurbit powdery mildew *Sphaerotheca fuliginea* and its effect on field control. *Australian Journal of Experimental Agriculture* **28**, 417-424. <https://doi.org/10.1071/EA9880417>
23. HAL project VG05054 Final report. "Management of powdery mildew in field and greenhouse cucurbits".
24. O'Brien RG (1992) Control of onion downy mildew in the presence of phenylamide-resistant strains of *Peronospora destructor* (Berk.) Caspary. *Australian Journal of Experimental Agriculture* **32**, 669-674. <https://doi.org/10.1071/EA9920669>
25. O'Brien RG, Weinert MP (1995). Three metalaxyl sensitivity levels in Australian isolates of *Pseudoperonospora cubensis* (Berk. et Curt.) Rost. *Australian Journal of Experimental Agriculture* **35**, 543-546. <https://doi.org/10.1071/EA9950543>

### Please note:

This strategy is a guide only and does not endorse particular products, groups of products or cultural methods in terms of their performance. Always follow the product label for specific use instructions. While all effort has been made with the information supplied in this document, no responsibility, actual or implied, is taken for the day to day accuracy of product or active constituent specific information. Readers should check with the Australian Pesticides and Veterinary Medicines Authority's product database for contemporary information on products and actives. The database can be sourced through [www.apvma.gov.au](http://www.apvma.gov.au). The information given in this strategy is provided in good faith and without any liability for loss or damage suffered as a result of its application and use. Advice given in this strategy is valid as at 26 June 2025. All previous versions of this strategy are now invalid.

26. SARDI Wine Australia research project (<https://www.wineaustralia.com/research/projects/understanding-fungicide-resistance-in-po>).
27. Hall BH, McKay SF, López F, Harper L, Savocchia S, Borneman AR, Taylor A. (2017). Understanding fungicide resistance in powdery mildew, downy mildew and botrytis.
28. Wicks TJ, Wilson D, Stammler G, Paton S, Hall BH. (2013). Development of grape powdery mildew strains resistant to QoI fungicides in Australia. In: eds. Dehne, HW; Deising HB; Fraaije B; Gisi U; Hermann D; Mehl A; Oerke EC; Russell PE; Stammler G; Kuck KH; Lyr H, Modern Fungicides and Antifungal Compounds, Vol. VII, pp.253-256. Deutsche Phytomedizinische Gesellschaft, Braunschweig, Germany. <https://doi.org/10.1071/AP04066>.
29. Savocchia S, Stummer BE, Wicks TJ, van Heeswijck R, Scott ES. (2004) Reduced sensitivity of *Uncinula necator* to sterol demethylation inhibiting fungicides in southern Australian vineyards. *Australasian Plant Pathology* **33**:465-473. <https://doi.org/10.1071/AP04066>.
30. Sergeeva V, Nair NG, Verdane JR, Shen C, Barchia I, Spooner-Hart R. (2002) First report of anilinopyrimidine-resistant phenotypes in *Botrytis cinerea* on grapevines in Australia. *Australasian Plant Pathology* **31**:299-300. <https://doi.org/10.1071/AP02028>
31. GRDC (2024). Paddock Practices: SDHI fungicide resistance detected in the blackleg fungus. <https://grdc.com.au/resources-and-publications/all-publications/paddock-practices/2024/southern/december/sdhi-fungicide-resistance-detected-in-the-blackleg-fungus#:~:text=How%20and%20where%20the%20resistance,outsid%20of%20the%20Eyre%20Peninsula>.

### Pathogens with high resistance risk

In some cases, fungicides from additional fungicide activity groups may be available under permit for use in the above crop/pest situations. Details of such permits can be obtained from the Australian regulator's (APVMA) website ([www.apvma.gov.au](http://www.apvma.gov.au)). In the absence of a resistance management strategy for activity groups of products available under permit, or in the absence of restrictions contained within the permit, it is strongly advised that those products (excluding **Group M** and **BM** fungicides) be used in alternation with registered products from other fungicide activity groups, which should be used in accordance with the following resistance management strategies.

### Pathogens with medium or unlisted resistance risk

In some cases, fungicides from additional fungicide activity groups may be available under permit for use in the above crop/pest situation. Details of such permits can be obtained from the Australian regulator's (APVMA) website: ([www.apvma.gov.au](http://www.apvma.gov.au)). In the absence of a resistance management strategy for activity groups of products available under permit, it is advised that spray programs incorporating those products (excluding Group M fungicides) also incorporate registered products from other fungicide activity groups. Programs should be used in accordance with the following resistance management strategies.

#### Please note:

This strategy is a guide only and does not endorse particular products, groups of products or cultural methods in terms of their performance. Always follow the product label for specific use instructions. While all effort has been made with the information supplied in this document, no responsibility, actual or implied, is taken for the day to day accuracy of product or active constituent specific information. Readers should check with the Australian Pesticides and Veterinary Medicines Authority's product database for contemporary information on products and actives. The database can be sourced through [www.apvma.gov.au](http://www.apvma.gov.au). The information given in this strategy is provided in good faith and without any liability for loss or damage suffered as a result of its application and use. Advice given in this strategy is valid as at 26 June 2025. All previous versions of this strategy are now invalid.

**Crop(s)** Almond  
**Disease(s)** Blossum blight and brown rot

Resistance management strategy for:

**Group 2** Dicarboximides;  
**Group 3** Demethylation inhibitors (DMI);  
**Group 7** Succinate dehydrogenase inhibitors (SDHI);  
**Group 7 + 3** SDHI + DMI;  
**Group 11** Quinone outside inhibitors (QoI);  
**Group 11+3** QoI + DMI; and  
**Group 11+7** QoI + SDHI.

		Maximum recommended number of sprays which can contain Group:			
		2	3	7 (inc. 7+3 & 7+11)	11 (inc. 11+3 & 7+11)
Total number of blossom blight/brown rot targeting sprays	1	1	1	1	1
	2	2	2	1	1
	3	2	2	1	2
	4	2	2	1	2
	5	2	2	1	2
	6	3	3	2	2
	7	3	3	2	2
	8	3	3	2	2
	9+	3	3	3	3

### Guidelines

- Do not** apply consecutive sprays of products containing **Group 7** or **11**. Consecutive sprays include mixtures containing **Group 7** or **11**.
- Do not** apply more than three **Group 2** sprays in one season. Apply no more than two consecutive sprays before changing to another group.
- Consecutive application includes from the end of one season to the start of the following season.
- The spray program should be considered and the strategy applied on a whole-orchard basis.

**Please note:**

This strategy is a guide only and does not endorse particular products, groups of products or cultural methods in terms of their performance. Always follow the product label for specific use instructions. While all effort has been made with the information supplied in this document, no responsibility, actual or implied, is taken for the day to day accuracy of product or active constituent specific information. Readers should check with the Australian Pesticides and Veterinary Medicines Authority's product database for contemporary information on products and actives. The database can be sourced through [www.apvma.gov.au](http://www.apvma.gov.au). The information given in this strategy is provided in good faith and without any liability for loss or damage suffered as a result of its application and use. Advice given in this strategy is valid as at 26 June 2025. All previous versions of this strategy are now invalid.

**Crop(s)** Almond  
**Disease(s)** Rust

Resistance management strategy for:

- Group 3** Demethylation inhibitors (DMI);
- Group 7** Succinate dehydrogenase inhibitors (SDHI);
- Group 7 + 3** SDHI + DMI;
- Group 11** Quinone outside inhibitors (QoI);
- Group 11 + 3** QoI + DMI; and
- Group 11 + 7** QoI + SDHI.

		Maximum recommended number of sprays which can contain Group		
		3	7 (inc. 7+3 & 7+11)	11 (inc. 11+3 & 7+11)
Total number of rust targeting sprays	1	1	1	1
	2	2	1	1
	3	2	1	2
	4	2	1	2
	5	2	1	2
	6	3	2	2
	7	3	2	2
	8	3	2	2
	9+	3	3	3

### Guidelines

- Do not** apply consecutive sprays of products containing **Group 7** or **11** if applied solo. Consecutive sprays include mixtures containing **Group 7** or **11**.
- If applying **Group 7** or **Group 11** fungicides in mixtures e.g. **Group 11+7**, consecutive application is allowed. **Do not** apply more than two consecutive sprays before changing to another group.
- If two consecutive sprays of **Group 3** or **Group 11+3** fungicides are used, then use the same number of sprays of an alternative group(s) before using another **Group 3**, including sprays in the following seasons.
- Rotate with products from **Group M**.
- The spray program should be considered and the strategy applied on a whole-orchard basis.

**Please note:**

This strategy is a guide only and does not endorse particular products, groups of products or cultural methods in terms of their performance. Always follow the product label for specific use instructions. While all effort has been made with the information supplied in this document, no responsibility, actual or implied, is taken for the day to day accuracy of product or active constituent specific information. Readers should check with the Australian Pesticides and Veterinary Medicines Authority's product database for contemporary information on products and actives. The database can be sourced through [www.apvma.gov.au](http://www.apvma.gov.au). The information given in this strategy is provided in good faith and without any liability for loss or damage suffered as a result of its application and use. Advice given in this strategy is valid as at 26 June 2025. All previous versions of this strategy are now invalid.

**Crop(s)** Apple, pear  
**Disease(s)** Apple and pear scab

Resistance management strategy for:

<b>Group 3</b>	Demethylation inhibitors (DMI);
<b>Group 7</b>	Succinate dehydrogenase inhibitors (SDHI);
<b>Group 7 + 11</b>	SDHI + QoI;
<b>Group 9</b>	Anilinopyrimidines (AP);
<b>Group 11</b>	Quinone outside inhibitors (QoI);
<b>Group 52</b>	DHODHI-fungicide (dihydroorotate dehydrogenase inhibitor); and
<b>Group U12</b>	Guanidines.

## Guidelines

1. Not all listed products are registered for both diseases. Ensure the product is registered for the disease being targeted.
2. **Do not** apply more than four sprays per season of **Group 3** fungicides as solo products; if more sprays containing **Group 3** are required apply as a tank mixture with a non-cross resistant fungicide.
3. **Do not** apply more than four sprays per season of products containing **Group 9**. In locations where resistance has been reported use a **Group 9** only in mixture with a registered, alternative mode of action for which resistance is not known.
4. **Do not** apply more than three sprays per season of **Group 7**, **Group 11** or **Group 52** fungicides.
5. If two consecutive applications of **Group 7, 9, 11** or **Group 52** fungicides are used, then they must be followed by at least the same number of applications of fungicide(s) from a different mode of action group(s) before the same group is used again, either in the current or following season.
6. When mixtures are used for resistance management, applied as tank mix or as a co-formulated mixture, the mixture partner should provide effective disease control when used alone on the target disease and must have a different mode of action.

### Please note:

This strategy is a guide only and does not endorse particular products, groups of products or cultural methods in terms of their performance. Always follow the product label for specific use instructions. While all effort has been made with the information supplied in this document, no responsibility, actual or implied, is taken for the day to day accuracy of product or active constituent specific information. Readers should check with the Australian Pesticides and Veterinary Medicines Authority's product database for contemporary information on products and actives. The database can be sourced through [www.apvma.gov.au](http://www.apvma.gov.au). The information given in this strategy is provided in good faith and without any liability for loss or damage suffered as a result of its application and use. Advice given in this strategy is valid as at 26 June 2025. All previous versions of this strategy are now invalid.

7. Pomefruit spray guidelines for SDHI fungicides:

Total number of spray applications per crop	1	2	3	4	5	6	7	8	9	10	11	12
Max. recommended alone SDHI fungicide sprays	1	1	1	1	2	2	2	2	2	3	3	3
Max. recommended SDHI fungicide sprays in mixture or co-formulated	1	1	2	2	2	3	3	3	3	3	3	4

8. **Do not** apply more than three consecutive sprays of **Group U12**, and no more than a total of six **Group U12** sprays per season.
9. If more sprays are required, tank mix **Group U12** with a protectant product at the registered rate

**Please note:**

This strategy is a guide only and does not endorse particular products, groups of products or cultural methods in terms of their performance. Always follow the product label for specific use instructions. While all effort has been made with the information supplied in this document, no responsibility, actual or implied, is taken for the day to day accuracy of product or active constituent specific information. Readers should check with the Australian Pesticides and Veterinary Medicines Authority's product database for contemporary information on products and actives. The database can be sourced through [www.apvma.gov.au](http://www.apvma.gov.au). The information given in this strategy is provided in good faith and without any liability for loss or damage suffered as a result of its application and use. Advice given in this strategy is valid as at 26 June 2025. All previous versions of this strategy are now invalid.

**Crop(s)** Avocado and mango  
**Disease(s)** Anthracnose (*Colletotrichum* spp.)

Resistance management strategy for:

<b>Group 3</b>	Demethylation inhibitors (DMI);
<b>Group 7 + 11</b>	Succinate dehydrogenase inhibitors (SDHI) + Quinone outside inhibitor (QoI); and
<b>Group 11</b>	Quinone outside inhibitor (QoI).

## Guidelines

1. If applying **Group 11** (including **7+11**) fungicides, **do not** apply more than two consecutive sprays before changing to another group. **Do not** apply more than three **Group 11** sprays per season within the field. If consecutive sprays are used, then use the same number of sprays of an alternative group before using another **Group 11**.
2. \* **Do not** apply more than four **Group 3** sprays in a season. Apply no more than two consecutive sprays of a **Group 3** fungicide alone.

\* *Registered for use in mangoes only.*

### Please note:

This strategy is a guide only and does not endorse particular products, groups of products or cultural methods in terms of their performance. Always follow the product label for specific use instructions. While all effort has been made with the information supplied in this document, no responsibility, actual or implied, is taken for the day to day accuracy of product or active constituent specific information. Readers should check with the Australian Pesticides and Veterinary Medicines Authority's product database for contemporary information on products and actives. The database can be sourced through [www.apvma.gov.au](http://www.apvma.gov.au). The information given in this strategy is provided in good faith and without any liability for loss or damage suffered as a result of its application and use. Advice given in this strategy is valid as at 26 June 2025. All previous versions of this strategy are now invalid.

**Crop(s)**                      **Banana**  
**Disease(s)**                **Yellow Sigatoka**

Resistance management strategy for:

<b>Group 3</b>	Demethylation Inhibitors (DMI);
<b>Group 7</b>	Succinate dehydrogenase inhibitors (SDHI);
<b>Group 7 + 3</b>	SDHI + DMI;
<b>Group 9</b>	Anilinopyrimidine (AP); and
<b>Group 11</b>	Quinone outside Inhibitor (QoI).

## Guidelines

### Far North Queensland

1. De-leafing must be conducted in accordance with industry guidelines.
2. Apply a regular schedule of protectant sprays.
3. When disease potential is high, apply a maximum of two consecutive **Group 3** sprays before changing to a fungicide of a different activity group.
4. **Do not** apply more than six **Group 3** sprays in any 12-month period. **Do not** apply any **Group 3** sprays in the months of June to September.
5. **Do not** apply more than two **Group 11** sprays in any 12-month period. **Do not** apply **Group 11** sprays in the months of May to September.
6. **Do not** apply more than four **Group 7** sprays in any 12-month period. **Do not** apply **Group 7** sprays in the months of June to September.
7. **Group 7** or **11** fungicides should be applied in mixture with another fungicide from a different activity Group registered for the control of Yellow Sigatoka at the full registered rate.
8. **Do not** apply consecutive sprays of **Group 7** or **11** fungicides.
9. Apply a minimum of two sprays from a different activity group between sprays of a **Group 7** or **11** fungicide.
10. **Do not** apply more than six **Group 9** sprays in any 12-month period.
11. **Do not** apply more than two consecutive sprays of a **Group 9** fungicide before changing to a fungicide of a different activity group. When using consecutive applications of **Group 9** fungicides, follow with at least as many different activity group fungicides before resuming with a **Group 9** fungicide.

Cont. on next page

**Please note:**

This strategy is a guide only and does not endorse particular products, groups of products or cultural methods in terms of their performance. Always follow the product label for specific use instructions. While all effort has been made with the information supplied in this document, no responsibility, actual or implied, is taken for the day to day accuracy of product or active constituent specific information. Readers should check with the Australian Pesticides and Veterinary Medicines Authority's product database for contemporary information on products and actives. The database can be sourced through [www.apvma.gov.au](http://www.apvma.gov.au). The information given in this strategy is provided in good faith and without any liability for loss or damage suffered as a result of its application and use. Advice given in this strategy is valid as at 26 June 2025. All previous versions of this strategy are now invalid.

Group	Max. number of applications per year	Max. number of consecutive sprays	Restricted (no spray) periods
3	6 (& no more than 2 of 3 sprays)	2	June to September inclusive
7	4 (& no more than 1 of 3 sprays)	Not allowed	June to September inclusive
9	6 (& no more than 2 of 4 sprays)	2	No restriction
11	2 (& no more than 1 of 3 sprays)	Not allowed	May to September inclusive

### Everywhere except far North Queensland

1. When using **Group 3** fungicides, apply a maximum of two consecutive **Group 3** sprays before changing to a fungicide of a different activity group.
2. **Do not** apply more than six **Group 3** sprays in any 12-month period.
3. **Do not** apply more than four **Group 7** or **11** sprays in any 12-month period.
4. **Do not** apply consecutive sprays of **Group 7** or **11** fungicides.
5. Apply a minimum of two sprays from a different activity group between sprays of a **Group 7** or **11** fungicide.
6. **Do not** apply more than six **Group 9** sprays in any 12-month period.
7. **Do not** apply more than two consecutive sprays of **Group 9** fungicides before changing to a fungicide of a different activity group. When using consecutive applications of **Group 9** fungicides, follow with at least as many different activity group fungicides before resuming with a **Group 9** fungicide.

Group	Max. number of applications per year	Max. number of consecutive sprays	Restricted (no spray) periods
3	6 (& no more than 2 of 3 sprays)	2	6 (& no more than 2 of 3 sprays)
7	4 (& no more than 1 of 3 sprays)	Not allowed	4 (& no more than 1 of 3 sprays)
9	6 (& no more than 2 of 4 sprays)	2	6 (& no more than 2 of 4 sprays)
11	4 (& no more than 1 of 3 sprays)	Not allowed	4 (& no more than 1 of 3 sprays)

#### Please note:

This strategy is a guide only and does not endorse particular products, groups of products or cultural methods in terms of their performance. Always follow the product label for specific use instructions. While all effort has been made with the information supplied in this document, no responsibility, actual or implied, is taken for the day to day accuracy of product or active constituent specific information. Readers should check with the Australian Pesticides and Veterinary Medicines Authority's product database for contemporary information on products and actives. The database can be sourced through [www.apvma.gov.au](http://www.apvma.gov.au). The information given in this strategy is provided in good faith and without any liability for loss or damage suffered as a result of its application and use. Advice given in this strategy is valid as at 26 June 2025. All previous versions of this strategy are now invalid.

**Crop(s)**                      **Barley**  
**Disease(s)**                **Powdery mildew**

Resistance management strategy for:

<b>Group 3</b>	Demethylation Inhibitors (DMI);
<b>Group 5</b>	Morpholines;
<b>Group 7</b>	Succinate dehydrogenase inhibitors (SDHI);
<b>Group 7 + 3</b>	SDHI + DMI;
<b>Group 11 + 3</b>	Quinone outside Inhibitor (QoI) + DMI;
<b>Group 11 + 4</b>	QoI + Phenylamide;
<b>Group 13</b>	Aza-naphthalene; and
<b>Group 11 + 7 + 3</b>	QoI +SDHI + DMI.

## Guidelines

- Fungicides should be used preventatively (as protectants), or at the very first sign of disease. If disease is established within the canopy, fungicides may not produce optimal results and there is a high chance of selection for fungicide resistance. In high disease pressure situations, integrated management approaches should be considered to reduce fungicide resistance including:
  - Removal of stubble;
  - Crop rotation (**avoid** barley on barley);
  - Control of green bridge volunteers;
  - Use of tolerant or resistant varieties; and
  - Strategic use (timing, application technique and rate) of fungicides.
- Do not** apply more than two applications per growing season of products containing any of the above listed Groups containing products. This includes in-furrow or seed treatments that have activity on powdery mildew. Combinations of in-furrow and seed treatment are counted as one application.
- Do not** apply consecutive applications of **Group 11** containing products. This includes in-furrow i.e. If a **Group 11+4** fungicide has been used in-furrow at planting, the first foliar fungicide spray must not contain a **Group 11** fungicide.
- If a **Group 7** seed treatment has been used with foliar activity (as determined by label claims), the first foliar fungicide applied must not contain a **Group 7** fungicide.
- Group 7** and **Group 13** foliar fungicides must always be in a co-formulation or in mixture with a registered mixing partner with a different mode of action, with no known resistance.
- Minimise use of fungicides which are known to have compromised efficacy due to resistance.

**Please note:**

This strategy is a guide only and does not endorse particular products, groups of products or cultural methods in terms of their performance. Always follow the product label for specific use instructions. While all effort has been made with the information supplied in this document, no responsibility, actual or implied, is taken for the day to day accuracy of product or active constituent specific information. Readers should check with the Australian Pesticides and Veterinary Medicines Authority's product database for contemporary information on products and actives. The database can be sourced through [www.apvma.gov.au](http://www.apvma.gov.au). The information given in this strategy is provided in good faith and without any liability for loss or damage suffered as a result of its application and use. Advice given in this strategy is valid as at 26 June 2025. All previous versions of this strategy are now invalid.

**Crop(s)**                      **Barley**  
**Disease(s)**                **Scald and net blotch**

Resistance management strategy for:

<b>Group 3</b>	Demethylation Inhibitors (DMI);
<b>Group 7</b>	Succinate dehydrogenase inhibitors (SDHI);
<b>Group 7 + 3</b>	SDHI + DMI;
<b>Group 11 + 3</b>	Quinone outside Inhibitor (QoI) + DMI;
<b>Group 11 + 4</b>	QoI + Phenylamide; and
<b>Group 11 + &amp; + 3</b>	QoI + SDHI + DMI.

## Guidelines

1. Not all listed products are registered for both diseases. Ensure the product is registered for the disease being targeted.
2. Fungicides should be used as protectant treatments – where there is no more than 5% leaf area infection evident anywhere in the canopy. In high risk disease environments, integrated management approaches should be used to reduce fungicide resistance risk, which may include:
  - a. Removal of stubble;
  - b. Crop rotation (**avoid** barley on barley);
  - c. Control of green bridge volunteers; and
  - d. Use of tolerant or resistant varieties.
3. **Do not** apply more than one application of a **Group 7** seed treatment with foliar activity in any two consecutive growing seasons.
4. **Do not** apply more than two applications per growing season of **Group 11** or **7** containing products. This includes foliar sprays as well as in-furrow or seed treatments that have activity on foliar diseases. Combinations of in-furrow and seed treatment are counted as one application.
5. **Do not** apply consecutive applications of **Group 11** containing products. This includes in-furrow i.e. if a **Group 11+4** or **11+3+7** fungicide has been used in-furrow at planting, the first foliar fungicide spray must not contain a **Group 11** fungicide.
6. If a **Group 7** seed treatment has been used with foliar activity (as determined by label claims), the first foliar fungicide applied should not contain a **Group 7** fungicide. An alternative mode of action fungicide should be applied at typical foliar fungicide timing.
7. If a **Group 7** or **Group 11** fungicide is being applied as a foliar spray, it must be in a co-formulation or in mixture with a registered mixing partner with a different mode of action, with no known resistance.
8. **Do not** apply more than three applications containing **Group 3** fungicides per growing season. This total of three applications includes DMIs applied as **Group 11+3** or **Group 11+7+3** co-

**Please note:**

This strategy is a guide only and does not endorse particular products, groups of products or cultural methods in terms of their performance. Always follow the product label for specific use instructions. While all effort has been made with the information supplied in this document, no responsibility, actual or implied, is taken for the day to day accuracy of product or active constituent specific information. Readers should check with the Australian Pesticides and Veterinary Medicines Authority's product database for contemporary information on products and actives. The database can be sourced through [www.apvma.gov.au](http://www.apvma.gov.au). The information given in this strategy is provided in good faith and without any liability for loss or damage suffered as a result of its application and use. Advice given in this strategy is valid as at 26 June 2025. All previous versions of this strategy are now invalid.


formulations and in-furrow or seed treatments that have activity on foliar diseases. Combinations of in-furrow and seed treatments are counted as one application.

9. Minimise use of **Group 3** and **Group 7** fungicides which are known to have comprised resistance status.

---

**Please note:**

This strategy is a guide only and does not endorse particular products, groups of products or cultural methods in terms of their performance. Always follow the product label for specific use instructions. While all effort has been made with the information supplied in this document, no responsibility, actual or implied, is taken for the day to day accuracy of product or active constituent specific information. Readers should check with the Australian Pesticides and Veterinary Medicines Authority's product database for contemporary information on products and actives. The database can be sourced through [www.apvma.gov.au](http://www.apvma.gov.au). The information given in this strategy is provided in good faith and without any liability for loss or damage suffered as a result of its application and use. Advice given in this strategy is valid as at 26 June 2025. All previous versions of this strategy are now invalid.



**Crop(s)** Broccoli and cauliflower  
**Disease(s)** Downy mildew

Resistance management strategy for:

<b>Group 4</b>	Phenylamide;
<b>Group 11</b>	Quinone outside Inhibitor (QoI);
<b>Group 21</b>	Quinone inside Inhibitor;
<b>Group 28 + 43</b>	Carbamate + benzamide; and
<b>Group 49</b>	Oxysterol binding protein inhibitor (OSBP).

### Guidelines

- Applications made within the nursery count towards the total number of applications allowed per crop. It is recommended that disease control is started early and maintain a regular program using a fungicide from groups other than **Group 4, 11, 21, 28+43** or **49**.
- When conditions favour disease development, **do not** wait for disease to appear, but apply two consecutive sprays of a **Group 4, 11, 21, 28+43** or **49** product at the interval recommended on the label. Then resume the program of sprays using products from a different group to the products just applied.
- Do not** apply more than three sprays of a **Group 4, 11, 21, 28+43** or **49** product or 33% of the total number of fungicide sprays per season, whichever is more restrictive.
- Apply **Group 4** and **49** fungicides preventatively and only in mixtures with effective protectant fungicides from a different group.
- Do not** use a **Group 49** product if it will be the last fungicide applied to the crop.
- Continue alternation of fungicides between successive crops. **Do not** make more than (6) six total applications of a **Group 49** product per year on the same area targeting the same disease.

	Group				
	4	11	21	28 + 43	2
<b>Maximum number of consecutive applications</b>	2		2	2	2
<b>Maximum number of solo sprays</b>	None		None	N/R	None
<b>Maximum number of sprays per crop/season</b>	3 (or 1 in 3)	3 (or 1 in 3)	3 (or 1 in 3)	3 <sup>^</sup> (or 1 in 3)	3 <sup>^</sup> (or 1 in 3)

\* Maximum application number on product label may differ. Ensure you follow the label recommendations.

<sup>^</sup> Not allowed in nursery production.

**Please note:**

This strategy is a guide only and does not endorse particular products, groups of products or cultural methods in terms of their performance. Always follow the product label for specific use instructions. While all effort has been made with the information supplied in this document, no responsibility, actual or implied, is taken for the day to day accuracy of product or active constituent specific information. Readers should check with the Australian Pesticides and Veterinary Medicines Authority's product database for contemporary information on products and actives. The database can be sourced through [www.apvma.gov.au](http://www.apvma.gov.au). The information given in this strategy is provided in good faith and without any liability for loss or damage suffered as a result of its application and use. Advice given in this strategy is valid as at 26 June 2025. All previous versions of this strategy are now invalid.

**Crop(s)** Broccoli and cauliflower  
**Disease(s)** White blister

Resistance management strategy for:

<b>Group 4</b>	Phenylamide;
<b>Group 11</b>	Quinone outside inhibitor (QoI);
<b>Group 21</b>	Quinone inside inhibitor; and
<b>Group 28 + 43</b>	Carbamate + benzamide.

## Guidelines

1. Apply fungicides from **Group 4, 11, 21** or **28+43** in a preventative strategy when conditions favour disease development. Applications made within the nursery count towards the total number of applications allowed per crop.
2. Always apply **Group 4** in mixtures for foliar applications. Apply no more than two consecutive sprays of products containing **Group 4** actives.
3. Apply no more than two consecutive sprays of fungicides containing **Group 11** or **21**. Consecutive sprays should only be adopted if these groups are applied in mixture with an alternative mode of action fungicide. **Group 11** or **21** fungicides should be applied in strict alternation with other fungicide groups if being applied without mix partners.
4. **Do not** apply more than two applications of **Group 4** and **Group 11** fungicides per crop.
5. **Do not** apply more than three applications of a **Group 21** or **28+43** fungicide per crop.

### Please note:

This strategy is a guide only and does not endorse particular products, groups of products or cultural methods in terms of their performance. Always follow the product label for specific use instructions. While all effort has been made with the information supplied in this document, no responsibility, actual or implied, is taken for the day to day accuracy of product or active constituent specific information. Readers should check with the Australian Pesticides and Veterinary Medicines Authority's product database for contemporary information on products and actives. The database can be sourced through [www.apvma.gov.au](http://www.apvma.gov.au). The information given in this strategy is provided in good faith and without any liability for loss or damage suffered as a result of its application and use. Advice given in this strategy is valid as at 26 June 2025. All previous versions of this strategy are now invalid.

**Crop(s)**                      **Canola**  
**Disease(s)**                **Black leg and sclerotinia**

Resistance management strategy for:

<b>Group 2</b>	Dicarboximides;
<b>Group 3</b>	Demethylation inhibitors (DMI);
<b>Group 7</b>	Succinate dehydrogenase inhibitors (SDHI);
<b>Group 7 + 3</b>	SDHI + DMI;
<b>Group 7 + 12</b>	SDHI + phenylpyrroles (PP); and
<b>Group 11 + 3</b>	Quinone outside inhibitors + DMI

**Guidelines**

1. Not all listed products are registered for both diseases. Ensure the product is registered for the disease being targeted.
2. Fungicides should be used primarily as a preventative or at first sign of disease. If disease is established within the canopy, fungicides may not produce optimal results and there is very strong potential to select for fungicide resistance. Sclerotinia targeted applications should be applied during flowering of the crop, prior to an infection period. Application of fungicides for Sclerotinia may put selection pressure on the blackleg population.
3. In high risk disease environments, integrated management approaches should be used to reduce fungicide resistance risk. This includes growing canola at least 500 m from previous season’s canola stubble, the use of resistant varieties, using alternative fungicide modes of action and stubble management such as knocking down and/or strategic burning.
4. The risk of developing resistance to fungicides can be reduced by incorporating different modes of action into blackleg management programs as either mixtures, co-formulations or rotations.
5. If a **Group 7** seed treatment has been used with foliar activity on blackleg (as determined by label claims), the seedling fungicide application at 4-6 leaf stage targeting blackleg should not contain a **Group 7** fungicide.
6. **Do not** apply more than two applications containing **Group 7** fungicides per growing season. Combinations of in furrow and seed treatment are counted as one application.
7. **Do not** apply more than two consecutive applications of a **Group 3** fungicide.
8. **Do not** apply more than one application containing a **Group 11** fungicide.
9. Minimise use of fungicides which are known to have compromised resistance status.
10. If seasonal conditions require a second fungicide application at 50% flowering after a 20% flowering timing, the second application should be from a different **Group**.

**Please note:**

This strategy is a guide only and does not endorse particular products, groups of products or cultural methods in terms of their performance. Always follow the product label for specific use instructions. While all effort has been made with the information supplied in this document, no responsibility, actual or implied, is taken for the day to day accuracy of product or active constituent specific information. Readers should check with the Australian Pesticides and Veterinary Medicines Authority's product database for contemporary information on products and actives. The database can be sourced through [www.apvma.gov.au](http://www.apvma.gov.au). The information given in this strategy is provided in good faith and without any liability for loss or damage suffered as a result of its application and use. Advice given in this strategy is valid as at 26 June 2025. All previous versions of this strategy are now invalid.



Application stage (Disease being controlled)		Rotation options for difference fungicide active groups												
Seed dressing & in-furrow (Blackleg)		None	None	None	None	None	None	None	3	3	3	3	3	3
Seedling foliar (Blackleg)		None	3	7	7+3	7+12	11+3	None	3	7	7+3	7+12	11+3	
20% flower (Sclerotinia) Choose only one option from this section	1	None	None	None	None	None	None	None	None	None	None	None	None	
	2	2	2	2	2	2	2	2	2	2	2	2	2	
	3	3	3	3	3	3	3		3		3	3		
	4	7+3	7+3	7+3	7+3	7+3			7+3		7+3	7+3		
	5	7+12	7+12	7+12	7+12		7+12	7+12	7+12	7+12			7+12	
	6	11+3	11+3	11+3	11+3	11+3			11+3		11+3	11+3		

Application stage (Disease being controlled)		Rotation options for difference fungicide active groups					
Seed dressing & in-furrow (Blackleg)		7	7	7	7+3	7+3	7+3
Seedling foliar (Blackleg)		None	3	11+3	None	3	11+3
20% flower (Sclerotinia) Choose only one option from this section	1	None	None	None	None	None	None
	2	2	2	2	2	2	2
	3	3	3	3	3		
	4	7+3	7+3	7+3	7+3		
	5	7+12	7+12	7+12	7+12	7+12	7+12
	6	11+3	11+3		11+3		

If a second application at 50% flower required:

	Application at 20% flowering				
	2	3	7+3	7+12	11+3
Rotation options for 50% flowering second application		2	2	2	2
	3			3	
	7+3				
	11+3			11+3	

**Please note:**

This strategy is a guide only and does not endorse particular products, groups of products or cultural methods in terms of their performance. Always follow the product label for specific use instructions. While all effort has been made with the information supplied in this document, no responsibility, actual or implied, is taken for the day to day accuracy of product or active constituent specific information. Readers should check with the Australian Pesticides and Veterinary Medicines Authority's product database for contemporary information on products and actives. The database can be sourced through [www.apvma.gov.au](http://www.apvma.gov.au). The information given in this strategy is provided in good faith and without any liability for loss or damage suffered as a result of its application and use. Advice given in this strategy is valid as at 26 June 2025. All previous versions of this strategy are now invalid.

**Crop(s)** Cucurbit  
**Disease(s)** Downy mildew

Resistance management strategy for:

<b>Group 4</b>	Phenylamides (PA);
<b>Group 11</b>	Quinone outside inhibitors (QoI);
<b>Group 28 + 43</b>	Carbamates + benzamides;
<b>Group 40</b>	Carboxylic acid amide (CAA);
<b>Group 45 + 40</b>	Quinone outside inhibitors, stigmatellin binding type (QoSI) + CAA;
<b>Group 49</b>	Oxysterol binding protein inhibitors (OSBPI); and
<b>Group 49 + 11</b>	OSBPI + QoI.

## Guidelines

1. Applications made within the nursery count towards the total number of applications allowed per crop. It is recommended that disease control is started early and maintain a regular program using a fungicide from groups other than **Groups 4, 11, 28+43, 40, 45+40, 49 or 49+11**.
2. When conditions favour disease development, **do not** wait for disease to appear, but apply two consecutive sprays of a **Group 4, 11, 28+43, 45+40, 49 or 49+11** fungicide, at the interval recommended on the label, then resume the program of sprays using products from a different group to the fungicide just applied.
3. **Do not** apply more than four sprays of a **Group 4 or Group 40** containing product per season.
4. **Do not** apply more than three sprays of a **Group 49** containing product. **Group 49** containing sprays should not consist of more than one in every three sprays of the total number of fungicide sprays per crop. **Group 49+11** sprays count as both a **Group 49** and a **Group 11** spray.
5. **Do not** apply more than two sprays of **Group 28+43, 45+40 or 11** containing fungicides (including **49+11**) per crop.
6. Apply **Group 4, 11, 45+40 and 49** (including **49+11**) fungicides preventatively.
7. Apply **Group 4** and **49** fungicides only in mixtures or co-formulations with a registered fungicide from a different mode of action group with no known resistance.
8. Continue alternation of fungicides between successive crops. **Do not** make more than (6) six total applications of a **Group 49** product per year on the same area targeting the same disease.

### Please note:

This strategy is a guide only and does not endorse particular products, groups of products or cultural methods in terms of their performance. Always follow the product label for specific use instructions. While all effort has been made with the information supplied in this document, no responsibility, actual or implied, is taken for the day to day accuracy of product or active constituent specific information. Readers should check with the Australian Pesticides and Veterinary Medicines Authority's product database for contemporary information on products and actives. The database can be sourced through [www.apvma.gov.au](http://www.apvma.gov.au). The information given in this strategy is provided in good faith and without any liability for loss or damage suffered as a result of its application and use. Advice given in this strategy is valid as at 26 June 2025. All previous versions of this strategy are now invalid.

	Group				
	4	11	28 + 43	40, 45 + 40	49, 49 + 11
<b>Maximum number of consecutive applications</b>	2	1	2	2	2
<b>Maximum number of solo sprays</b>	None				None of <b>49</b>
<b>Maximum number of sprays per crop or season inc. Nursery*</b>	4	2	2 <sup>^</sup>	2 or 4	3 <sup>^</sup> (or 1 in 3) 6 per year

\* Maximum application number on product label may differ. Ensure you follow the label recommendations.

<sup>^</sup> Not allowed in nursery production.

**Please note:**

This strategy is a guide only and does not endorse particular products, groups of products or cultural methods in terms of their performance. Always follow the product label for specific use instructions. While all effort has been made with the information supplied in this document, no responsibility, actual or implied, is taken for the day to day accuracy of product or active constituent specific information. Readers should check with the Australian Pesticides and Veterinary Medicines Authority's product database for contemporary information on products and actives. The database can be sourced through [www.apvma.gov.au](http://www.apvma.gov.au). The information given in this strategy is provided in good faith and without any liability for loss or damage suffered as a result of its application and use. Advice given in this strategy is valid as at 26 June 2025. All previous versions of this strategy are now invalid.

**Crop(s)** Cucurbit  
**Disease(s)** Powdery mildew

Resistance management strategy for:

<b>Group 3</b>	Demethylation inhibitors (DMI);
<b>Group 7</b>	Succinate dehydrogenase inhibitors (SDHI);
<b>Group 7 + 3</b>	SDHI + DMI;
<b>Group 8</b>	Hydroxy-(2-amino-) pyrimidines;
<b>Group 11</b>	Quinone outside inhibitors (QoI);
<b>Group 11 + 7</b>	QoI + SDHI;
<b>Group 13</b>	Aza-naphthalenes;
<b>Group 21</b>	Quinone inside inhibitors (QiI);
<b>Group U6</b>	Phenyl-acetamide; and
<b>Group 50 (U8)</b>	Actin disruptors (aryl-phenyl-ketones).

## Guidelines

1. Start disease control early. **Do not** wait for powdery mildew to appear before spraying but start as soon as possible after crop emergence.
2. Use protectant sprays in early crop growth. Apply protectant sprays up to the fruit set stage of the crop if the disease normally occurs during this period. If this schedule is interrupted (e.g. by rain) use a tank mix of protectant plus systemic before recommencing the protectant program.
3. After fruit set, use systemic fungicides in one or more of the following ways:
  - a. Tank mix systemic fungicides with a protectant fungicide **and** use fungicides from at least two different mode of action groups per crop.
  - b. Alternate systemic fungicides with a protectant fungicide **and** use fungicides from at least two different mode of action groups per crop.
  - c. Alternate systemic fungicides from at least three different activity groups per crop.
4. Apply **Group 7, 11** and **21** fungicides preventatively (as protectants).
5. Use a maximum of one **Group 11** or **Group 21** containing spray out of every three fungicide applications.
6. **Do not** use consecutive applications of **Group 11** or **Group U6** fungicides.
7. **Do not** apply more than two **Group 11** (including **11+7**) or **Group U6** products per crop.
8. **Do not** apply more than three **Group 21** containing products per crop, with up to two consecutive applications. **Do not** apply more than five **Group 21** products per calendar year in case of multiple cropping cycles. Continue alternation of fungicides between successive crops.

### Please note:

This strategy is a guide only and does not endorse particular products, groups of products or cultural methods in terms of their performance. Always follow the product label for specific use instructions. While all effort has been made with the information supplied in this document, no responsibility, actual or implied, is taken for the day to day accuracy of product or active constituent specific information. Readers should check with the Australian Pesticides and Veterinary Medicines Authority's product database for contemporary information on products and actives. The database can be sourced through [www.apvma.gov.au](http://www.apvma.gov.au). The information given in this strategy is provided in good faith and without any liability for loss or damage suffered as a result of its application and use. Advice given in this strategy is valid as at 26 June 2025. All previous versions of this strategy are now invalid.

9. SDHI guideline – use SDHI fungicides as per label instructions and as protectants only.

Total number of spray applications per crop	1	2	3	4	5	6	7	8	9	10	11	12	>12
Max. recommended alone SDHI fungicide sprays ( <b>apply in strict alternation</b> )	1	1	1	1	2	2	2	3	3	3	3	4	*
Max. recommended SDHI fungicide sprays in mixture ( <b>apply a max. of 2 consecutive applications</b> )	1	1	1	2	2	3	3	3	3	3	4	4	*

\* When more than 12 fungicide applications are made, observe the following guidelines:

- i. When using an SDHI fungicide alone, the number of applications should be no more than 1/3 (one in every three sprays) of the total number of fungicide applications per season
- ii. If used alone, apply SDHI fungicides in strict alternation with fungicides from a different cross-resistance group.
- iii. For programs in which tank mixes or pre-mixes of SDHI fungicides are utilized, the number of SDHI-containing applications should be no more than 1/2 (50%) of the total number of fungicide application per season.
- iv. If used in mixture, apply SDHI fungicides in a maximum of 2 consecutive applications.
- v. In programs where SDHIs are made with both alone and in mixtures, the number of SDHI containing applications should be no more than ½ (50%) of the total no. of fungicides applied per season.

**Please note:**

This strategy is a guide only and does not endorse particular products, groups of products or cultural methods in terms of their performance. Always follow the product label for specific use instructions. While all effort has been made with the information supplied in this document, no responsibility, actual or implied, is taken for the day to day accuracy of product or active constituent specific information. Readers should check with the Australian Pesticides and Veterinary Medicines Authority's product database for contemporary information on products and actives. The database can be sourced through [www.apvma.gov.au](http://www.apvma.gov.au). The information given in this strategy is provided in good faith and without any liability for loss or damage suffered as a result of its application and use. Advice given in this strategy is valid as at 26 June 2025. All previous versions of this strategy are now invalid.

<b>Crop(s)</b>	<b>Fruit (post-harvest treatment)</b>
<b>Disease(s)</b>	<b>Post-harvest diseases</b>

Resistance management strategy for:

<b>Group 2</b>	Dicarboximides;
<b>Group 3</b>	Demethylation inhibitors (DMI);
<b>Group 3 + 12</b>	DMI + Phenylpyrroles;
<b>Group 9</b>	Anilinopyrimidine (AP);
<b>Group 11 + 12</b>	Quinone outside Inhibitors (QoI) + Phenylpyrroles; and
<b>Group 12</b>	Phenylpyrroles.

### Guidelines

1. For the last pre-harvest spray, use a fungicide with a different activity group to the fungicide planned for use as a post-harvest treatment.
2. Where alternatives are available, rotate to use as many different activity groups as possible.
3. **Do not** dispose of unused dip solutions as a spray to crops or orchards.
4. **Do not** dispose of unused dip solutions within or near the crop or orchard area.

**Please note:**

This strategy is a guide only and does not endorse particular products, groups of products or cultural methods in terms of their performance. Always follow the product label for specific use instructions. While all effort has been made with the information supplied in this document, no responsibility, actual or implied, is taken for the day to day accuracy of product or active constituent specific information. Readers should check with the Australian Pesticides and Veterinary Medicines Authority's product database for contemporary information on products and actives. The database can be sourced through [www.apvma.gov.au](http://www.apvma.gov.au). The information given in this strategy is provided in good faith and without any liability for loss or damage suffered as a result of its application and use. Advice given in this strategy is valid as at 26 June 2025. All previous versions of this strategy are now invalid.

**Crop(s)**                      **Grape**  
**Disease(s)**                **Downy mildew**

Resistance management strategy for:

<b>Group 4</b>	Phenylamides (PA);
<b>Group 11</b>	Quinone outside inhibitors (QoI);
<b>Group 11 + 3</b>	QoI + Demethylation inhibitors (DMI);
<b>Group 21</b>	Quinone inside inhibitors (QiI);
<b>Group 40</b>	Carboxylic acid amides (CAA);
<b>Group 45+40</b>	Quinone outside inhibitor, stigmatellin binding type (QoSI) + CAA; and
<b>Group 49</b>	Oxysterol binding protein homologue inhibitors (OSBPI).

## Guidelines

1. Start preventative disease control sprays using **non-Group 4** protectant fungicides, typically when shoots are 10-20cm long. Continue spraying at intervals of 7-21 days depending on disease pressure, label directions and rate of vine growth.
2. **Group 4** fungicides should be applied as soon as possible after an infection period, and before the first sign of oilspots. Limit the use of **Group 4** fungicides to periods when conditions favour disease development. Always apply **Group 4** fungicides in mixtures.
3. **Group 49** fungicides should be applied prior to infection and only in mixtures with effective fungicides applied at an effective rate from a different cross resistance group. The mixing partner should give effective control of downy mildew at the rate and interval selected. A maximum of two **Group 49** applications may be made per season. Only apply **Group 49** for a maximum of one in every three sprays of the total number of downy mildew sprays. A **Group 49** application must be followed by at least two applications of a different group(s) before being reapplied.
4. Fungicide mixtures are defined as co-formulations, or tank mixes at label rate of an alternative mode of action.
5. Apply a maximum of two consecutive applications of **Group 4, 21, 40, or 45+40** containing fungicides.
6. **Do not** apply **Group 11** (including mixture formulations) consecutively.
7. Apply a maximum of two sprays per season of **Group 11** (including mixtures) **Group 45+40** and **Group 49**.
8. **Do not** apply a spray containing **Group 40** as the last spray of the season. Only apply a spray containing **Group 40** a maximum of 50% of the total number of downy mildew sprays.
9. Apply a maximum of three **Group 21** containing sprays per season, and a maximum of two consecutive sprays.

### Please note:

This strategy is a guide only and does not endorse particular products, groups of products or cultural methods in terms of their performance. Always follow the product label for specific use instructions. While all effort has been made with the information supplied in this document, no responsibility, actual or implied, is taken for the day to day accuracy of product or active constituent specific information. Readers should check with the Australian Pesticides and Veterinary Medicines Authority's product database for contemporary information on products and actives. The database can be sourced through [www.apvma.gov.au](http://www.apvma.gov.au). The information given in this strategy is provided in good faith and without any liability for loss or damage suffered as a result of its application and use. Advice given in this strategy is valid as at 26 June 2025. All previous versions of this strategy are now invalid.

	Group					
	4	11 (inc. 11 + 3)	21	40	45 + 40	49
<b>Max. number of consecutive applications</b>	2	None	2	2	2	None
<b>Max. number of solo sprays</b>	None	2	3	2 (50%)	None	None
<b>Max. number of sprays per season</b>	4-mix	2	3	4-mix (50%)	2	2-mix
<b>Areas of higher agronomic risk</b>	Mix	Mix	N/A	Mix	N/A	Mix

\* Refer to point 8.

\*\* Refer to point 3

N.B. Consecutive sprays include mixture formulations.

**Please note:**

This strategy is a guide only and does not endorse particular products, groups of products or cultural methods in terms of their performance. Always follow the product label for specific use instructions. While all effort has been made with the information supplied in this document, no responsibility, actual or implied, is taken for the day to day accuracy of product or active constituent specific information. Readers should check with the Australian Pesticides and Veterinary Medicines Authority's product database for contemporary information on products and actives. The database can be sourced through [www.apvma.gov.au](http://www.apvma.gov.au). The information given in this strategy is provided in good faith and without any liability for loss or damage suffered as a result of its application and use. Advice given in this strategy is valid as at 26 June 2025. All previous versions of this strategy are now invalid.

**Crop(s)**                      **Grape**  
**Disease(s)**                **Grey mould (*Botrytis* bunch rot)**

Resistance management strategy for:

<b>Group 2</b>	Dicarboximides;
<b>Group 7</b>	Succinate dehydrogenase inhibitors (SDHI);
<b>Group 7 + 3</b>	SDHI + Demethylation inhibitors (DMI);
<b>Group 7 + 12</b>	SDHI + phenylpyrroles (PP);
<b>Group 9</b>	Anilinopyrimidines (AP);
<b>Group 9 + 12</b>	AP + PP;
<b>Group 11</b>	Quinone outside inhibitors (QoI);
<b>Group 11 + 3</b>	QoI + DMI;
<b>Group 17</b>	Keto reductase inhibitors (KRI); and
<b>Group 19</b>	Chitin synthase inhibitor;
<b>Group 21</b>	Quinone inside inhibitors (QiI); and
<b>Group 52</b>	DHODHI-fungicide (dihydroorotate dehydrogenase inhibitor).

## Guidelines

1. Always use an integrated disease management approach to grey mould management in vines. Manipulate the bunch zone microclimate to reduce humidity and enable rapid drying of wet bunches. Always aim to reduce spore load, flower and fruit infection and limit regrowth of latent infections and disease spread by timely fungicide application in an IDM approach. Use fungicides registered to control *Botrytis* at label rates from as many different mode of action groups as possible when needed.
2. Apply all these fungicides as protectants before the first sign of disease.
3. Consecutive applications include from the end of one season to the start of the next, for products applied either stand alone or in mixtures.

### Please note:

This strategy is a guide only and does not endorse particular products, groups of products or cultural methods in terms of their performance. Always follow the product label for specific use instructions. While all effort has been made with the information supplied in this document, no responsibility, actual or implied, is taken for the day to day accuracy of product or active constituent specific information. Readers should check with the Australian Pesticides and Veterinary Medicines Authority's product database for contemporary information on products and actives. The database can be sourced through [www.apvma.gov.au](http://www.apvma.gov.au). The information given in this strategy is provided in good faith and without any liability for loss or damage suffered as a result of its application and use. Advice given in this strategy is valid as at 26 June 2025. All previous versions of this strategy are now invalid.

4. Varying the number of fungicides applied targeting *Botrytis* changes the relative resistance risk to any one fungicide group. When three or fewer sprays are applied, it is recommended that three different groups of fungicides are used (see table below). When four sprays are applied, try to use 3 or 4 different groups of fungicide.

		Maximum recommended number of sprays which can contain Group									
		2	7 (inc. 7+3 & 7+12)	7 + 12	9	11 (inc. 11 + 3)	12 (inc. 9 + 12)	17	19	21	52
Total number of <i>Botrytis</i> targeting	1	1	1	1	1	1	1	1	1	1	1
	2	1	1	1	1	1	2	1	1	1	1
	3	1	1	1	1	1	2	1	1	1	1
	4	2	1	1	2	2	2	2	2	1	2
	5	2	1	1	2	2	2	2	3	1	2
	6+	2	2	1	2	2	2	2	3	2-3	2

5. If a **Group 11** or **7** fungicide is used solo, it should only be used in strict alternation with fungicides from a different mode of action group.
6. **Do not** apply more than two consecutive sprays from the same fungicide group, for any **Group 2, 7, 9** (including combinations with **Group 12**), **11+3, 17, 19** or **21** or fungicide, including from the end of one season to the start of the following season.
7. If two consecutive applications of **Group 11+3** fungicides are used, then they must be followed by at least the same number of applications of fungicide(s) from a different group(s) before a **Group 11** (including combinations with **Group 3**) fungicide is used again, either in the current or following season.
8. **Do not** apply more than three **Group 21** containing products per crop, or a maximum of 33% of total applications (whichever is lower). Continue alternation of fungicides between successive seasons.
9. **Do not** apply **Group 52** as consecutive applications, or more than 2 times per season.
10. If resistance to a fungicide group has been detected within a region, only use that fungicide group in mixtures or in strict alternation with fungicides from a different cross resistance group. A fungicide group that has been applied as the final application of the season should not be the first fungicide in the following season.

**Please note:**

This strategy is a guide only and does not endorse particular products, groups of products or cultural methods in terms of their performance. Always follow the product label for specific use instructions. While all effort has been made with the information supplied in this document, no responsibility, actual or implied, is taken for the day to day accuracy of product or active constituent specific information. Readers should check with the Australian Pesticides and Veterinary Medicines Authority's product database for contemporary information on products and actives. The database can be sourced through [www.apvma.gov.au](http://www.apvma.gov.au). The information given in this strategy is provided in good faith and without any liability for loss or damage suffered as a result of its application and use. Advice given in this strategy is valid as at 26 June 2025. All previous versions of this strategy are now invalid.

**Crop(s)**                      **Grape**  
**Disease(s)**                **Powdery mildew**

Resistance management strategy for:

<b>Group 3</b>	Demethylation inhibitors (DMI);
<b>Group 5</b>	Amines (morpholines);
<b>Group 5 + 3</b>	Amines + DMI
<b>Group 7</b>	Succinate dehydrogenase inhibitors (SDHI);
<b>Group 7 + 3</b>	SDHI + DMI
<b>Group 7 + 12</b>	SDHI + phenylpyrroles (PP);
<b>Group 11</b>	Quinone outside inhibitors (QoI);
<b>Group 11 + 3</b>	QoI + DMI;
<b>Group 13</b>	Aza-naphthalenes;
<b>Group 19</b>	Chitin synthase inhibitor
<b>Group 21</b>	Quinone inside inhibitors (QiI);
<b>Group 50 (U8)</b>	Actin disruptors (aryl-phenyl-ketones); and
<b>Group U6</b>	Phenyl-acetamide.

## Guidelines

1. Apply all these fungicides preventatively.
2. Consecutive applications include from the end of one season to the start of the next. Medium to high risk fungicides (**Group 7** and **11**) if used consecutively should be applied in a mixture or co-formulation with a registered, alternative mode of action for which resistance is not known – where these fungicides have been routinely used for many seasons, field research indicates there is an increased risk of powdery mildew resistance. To ensure effective powdery mildew control in these circumstances, either use alternative modes of action or apply in mixtures.
3. **Do not** apply more than one application of **Group 5+3**.
4. **Do not** apply more than two consecutive sprays of **Group 3, 5, 13, 19, 21, 50 (U8)** and **U6** (including mixture formulations, apart from **Group 5+3** which should be a maximum of one application).
5. **Do not** apply more than three **Group 21** containing products per crop, or a maximum of 33% of total applications (whichever is lower). Continue alternation of fungicides between successive seasons.

### Please note:

This strategy is a guide only and does not endorse particular products, groups of products or cultural methods in terms of their performance. Always follow the product label for specific use instructions. While all effort has been made with the information supplied in this document, no responsibility, actual or implied, is taken for the day to day accuracy of product or active constituent specific information. Readers should check with the Australian Pesticides and Veterinary Medicines Authority's product database for contemporary information on products and actives. The database can be sourced through [www.apvma.gov.au](http://www.apvma.gov.au). The information given in this strategy is provided in good faith and without any liability for loss or damage suffered as a result of its application and use. Advice given in this strategy is valid as at 26 June 2025. All previous versions of this strategy are now invalid.

		Group									
		3	5	5 + 3, 7 + 12	7 (inc. 7 + 3)	11 (inc. 11 + 3)	13	19	21	50 (U8)	U6
Total number of powdery mildew targeting sprays	1	1	1	1	1	1	1	1	1	1	1
	2	2	1	1	1	1	2	2	1	1	1
	3	2	2	1	1	2	2	2	1	1	1
	4	2	2	1	1	2	2	2	1	2	2
	5	2	2	1	1	2	2	2	1	2	2
	6	3	3	1	2	2	3	3	2	2	2
	7	3	3	1	2	2	3	3	2	2	2
	8	3	3	1	2	2	3	3	2	2	2
	9+	3	3	1	2	2	3	3	3	2	2

N.B. Consecutive sprays include mixture formulations.

**Please note:**

This strategy is a guide only and does not endorse particular products, groups of products or cultural methods in terms of their performance. Always follow the product label for specific use instructions. While all effort has been made with the information supplied in this document, no responsibility, actual or implied, is taken for the day to day accuracy of product or active constituent specific information. Readers should check with the Australian Pesticides and Veterinary Medicines Authority's product database for contemporary information on products and actives. The database can be sourced through [www.apvma.gov.au](http://www.apvma.gov.au). The information given in this strategy is provided in good faith and without any liability for loss or damage suffered as a result of its application and use. Advice given in this strategy is valid as at 26 June 2025. All previous versions of this strategy are now invalid.

**Crop(s)**                      **Lettuce**  
**Disease(s)**                ***Botrytis and Sclerotinia***

Resistance management strategy for:

<b>Group 2</b>	Dicarboximides;
<b>Group 7</b>	Succinate dehydrogenase inhibitors (SDHI);
<b>Group 7 + 11</b>	SDHI + Quinone outside inhibitors (QoI);
<b>Group 7 + 12</b>	SDHI + phenylpyrroles (PP);
<b>Group 9</b>	Anilinopyrimidines (AP);
<b>Group 11</b>	QoI;
<b>Group 9 + 12</b>	AP + PP, and
<b>Group 21</b>	Quinone inside inhibitors (QiI).

## Guidelines

1. Not all listed products are registered for both diseases. Ensure the product is registered for the disease being targeted.
2. Maintain a cover with protectant fungicide sprays at seven to ten day intervals from planting.
3. **Do not** apply **Group 2** fungicides more than four times per season, irrespective of the target disease.
4. **Do not** apply more than two fungicides containing **Group 9** per crop (including **Group 9+12**).
5. **Do not** apply more than three **Group 7**, **Group 11**, or **Group 21** containing fungicides per crop and no more than two consecutive sprays per crop. If a **Group 7** or **11** fungicide has been used solo it should be in strict alternation with other modes of action. If used in a mixture, no more than two consecutive sprays per crop. This includes the treatment at the end of one crop and the start of the next as consecutive.
6. **Group 7** and **Group 21** containing sprays should not make up more than one in every three of the spray program.
7. **Do not** apply more than two consecutive applications of a **Group 12** containing fungicide.
8. Apply **Group 21** as a protectant spray only. Continue alternation of fungicides between successive crops. Do not apply more than five (5) applications of **Group 21** per year on the same area.

### Please note:

This strategy is a guide only and does not endorse particular products, groups of products or cultural methods in terms of their performance. Always follow the product label for specific use instructions. While all effort has been made with the information supplied in this document, no responsibility, actual or implied, is taken for the day to day accuracy of product or active constituent specific information. Readers should check with the Australian Pesticides and Veterinary Medicines Authority's product database for contemporary information on products and actives. The database can be sourced through [www.apvma.gov.au](http://www.apvma.gov.au). The information given in this strategy is provided in good faith and without any liability for loss or damage suffered as a result of its application and use. Advice given in this strategy is valid as at 26 June 2025. All previous versions of this strategy are now invalid.

		<b>2</b>	<b>7</b> (inc. 7 + 11)	<b>9</b> (inc. 9 + 12)	<b>11</b> (inc. 7 + 11)	<b>12</b> (inc. 7 + 12)	<b>21</b>
Total number of targeting sprays	<b>1</b>	1	1	1	1	1	1
	<b>2</b>	1	1	1	1	2	1
	<b>3</b>	1	1	1	1	2	1
	<b>4</b>	2	1	2	2	2	1
	<b>5</b>	2	1	2	2	2	1
	<b>6</b>	2	2	2	2	2	2

**Please note:**

This strategy is a guide only and does not endorse particular products, groups of products or cultural methods in terms of their performance. Always follow the product label for specific use instructions. While all effort has been made with the information supplied in this document, no responsibility, actual or implied, is taken for the day to day accuracy of product or active constituent specific information. Readers should check with the Australian Pesticides and Veterinary Medicines Authority's product database for contemporary information on products and actives. The database can be sourced through [www.apvma.gov.au](http://www.apvma.gov.au). The information given in this strategy is provided in good faith and without any liability for loss or damage suffered as a result of its application and use. Advice given in this strategy is valid as at 26 June 2025. All previous versions of this strategy are now invalid.

**Crop(s)**                      **Lettuce**  
**Disease(s)**                **Downy mildew**

Resistance management strategy for:

<b>Group 4</b>	Phenylamides (PA);
<b>Group 28 + 43</b>	Carbamates + benzamides;
<b>Group 40</b>	Carboxylic acid amides (CAA);
<b>Group 45 + 40</b>	Quinone outside inhibitors, stigmatellin binding type (QoSI) + CAA;
<b>Group 49</b>	Oxysterol binding protein inhibitors (OSBPI); and
<b>Group 49 + 11</b>	OSBPI + quinone outside inhibitors (QoI).

## Guidelines

1. Applications made within the nursery count towards the total number of applications allowed per crop. It is recommended that disease control is started early and maintain a regular program using a fungicide from groups other than **Group 4, 40, 45+40, 49 (or 49+11) or 28+43**.
2. When conditions favour disease development, **do not** wait for disease to appear, but apply two consecutive sprays of a **Group 4, 40, 49, 49+11 or 28+43** product at the interval recommended on the label. Then resume the program of sprays using an alternative fungicide group to what was just applied.
3. **Do not** apply more than four sprays of a **Group 4 or 40** product per season.
4. **Do not** apply more than four sprays of a **Group 45+40** product per crop.
5. Apply **Group 45+40** fungicides preventatively.
6. **Group 49** including **Group 49+11** fungicides should only consist of a maximum of one in every three of the total fungicide sprays per crop targeting downy mildew. **Do not** apply more than three sprays of a **Group 49** containing product including **Group 49+11** sprays per crop. **Group 49+11** sprays count as both a **Group 49** and a **Group 11** spray. If there are multiple crops per year, **do not** make more than (6) six total applications of a Group 49 product on the same area.
7. **Do not** apply more than three sprays of a **Group 28+43** product per crop.
8. Apply **Group 4** and **49 (or 49+11)** fungicides preventatively and only in mixtures or co-formulations with a registered fungicide from a different mode of action group, with no known resistance.
9. Continue alternation of fungicide modes of action between successive crops.

### Please note:

This strategy is a guide only and does not endorse particular products, groups of products or cultural methods in terms of their performance. Always follow the product label for specific use instructions. While all effort has been made with the information supplied in this document, no responsibility, actual or implied, is taken for the day to day accuracy of product or active constituent specific information. Readers should check with the Australian Pesticides and Veterinary Medicines Authority's product database for contemporary information on products and actives. The database can be sourced through [www.apvma.gov.au](http://www.apvma.gov.au). The information given in this strategy is provided in good faith and without any liability for loss or damage suffered as a result of its application and use. Advice given in this strategy is valid as at 26 June 2025. All previous versions of this strategy are now invalid.

	Group			
	4	28 + 43	40, 45 + 40	49, 49 + 11
Maximum number of consecutive applications	2	2	2	2
Maximum number of solo sprays	None			None of <b>49</b>
Maximum number of sprays per crop or season inc. Nursery*	4	3 <sup>^</sup> (or 1 in 3)	2 or 4	3 <sup>^</sup> (or 1 in 3) 6 per year

\* Maximum application number on product label may differ. Ensure you follow the label recommendations.

<sup>^</sup> Not allowed in nursery production.

**Please note:**

This strategy is a guide only and does not endorse particular products, groups of products or cultural methods in terms of their performance. Always follow the product label for specific use instructions. While all effort has been made with the information supplied in this document, no responsibility, actual or implied, is taken for the day to day accuracy of product or active constituent specific information. Readers should check with the Australian Pesticides and Veterinary Medicines Authority's product database for contemporary information on products and actives. The database can be sourced through [www.apvma.gov.au](http://www.apvma.gov.au). The information given in this strategy is provided in good faith and without any liability for loss or damage suffered as a result of its application and use. Advice given in this strategy is valid as at 26 June 2025. All previous versions of this strategy are now invalid.

**Crop(s)**                      **Macadamia**  
**Disease(s)**                **Husk spot**

Resistance management strategy for:

**Group 1**                      Methyl benzimidazole carbamates (MBC);  
**Group 3**                      Demethylation inhibitors (DMI);  
**Group 7**                      Succinate dehydrogenase inhibitor (SDHI);  
**Group 7 + 3**                SDHI + DMI  
**Group 11**                     Quinone outside inhibitors (QoI);  
**Group 7 + 11**               SDHI + QoI; and  
**Group 11 + 3**               QoI + DMI.

**Guidelines**

		Max. recommended number of sprays which can contain Group:						
		1	3	7	11	7+3	7+11	11+3
Total number of husk spot targeting sprays	1	1	1	1	1	1	1	1
	2	2	2	1	1	2	2	2
	3	2	2	1	1	2	2	2
	4+	2	2	1	1	2	2	2

1. If application of a single group product is used, **do not** apply consecutive sprays of the same group.
2. If applying a pre-mixture or tank mixture product containing two different groups, **do not** apply more than two consecutive sprays before changing to another Mode of Action group. This includes from one season to the next, and applications made to manage other diseases.
3. The spray program should be considered, and the strategy applied on a whole-orchard basis.

**Please note:**

This strategy is a guide only and does not endorse particular products, groups of products or cultural methods in terms of their performance. Always follow the product label for specific use instructions. While all effort has been made with the information supplied in this document, no responsibility, actual or implied, is taken for the day to day accuracy of product or active constituent specific information. Readers should check with the Australian Pesticides and Veterinary Medicines Authority's product database for contemporary information on products and actives. The database can be sourced through [www.apvma.gov.au](http://www.apvma.gov.au). The information given in this strategy is provided in good faith and without any liability for loss or damage suffered as a result of its application and use. Advice given in this strategy is valid as at 26 June 2025. All previous versions of this strategy are now invalid.



**Crop(s)**                      **Onion**  
**Disease(s)**                **Downy mildew**

Resistance management strategy for:

<b>Group 4</b>	Phenylamides (PA);
<b>Group 28 + 43</b>	Carbamates + benzamides;
<b>Group 40</b>	Carboxylic acid amides (CAA);
<b>Group 45 + 40</b>	Quinone outside inhibitors, stigmatellin binding type (QoSI) + CAA;
<b>Group 49</b>	Oxysterol binding protein inhibitors (OSBPI); and
<b>Group 49 + 11</b>	OSBPI + quinone outside inhibitors (QoI).

## Guidelines

1. Start disease control early and maintain a regular program using a fungicide from groups other than **Group 4, 40, 45+40** or **49** (or **49+11**).
2. When conditions favour disease development, **do not** wait for disease to appear, but apply two consecutive sprays of a **Group 4, 28+43, 40, 49** (or **49+11**) product at the interval recommended on the label. Then resume the program of sprays using products from a different mode of action group to the **Group 4, 28+43, 40, 49** or **49+11** products just applied.
3. **Do not** apply more than four sprays of a **Group 4** or **40** product per season.
4. **Do not** apply more than three sprays of a **Group 28+43** or **49** (or **49+11**) product per crop. **Group 49** (or **49+11**) containing sprays should not consist of more than one in every three of the total number of fungicide sprays per crop. If there are multiple crops per year, **do not** make more than (6) six total applications of a **Group 49** (or **49+11**) product per year on the same area.
5. **Do not** apply more than two sprays of a **Group 45+40** product per crop.
6. Apply **Group 4, 40, 45+40** and **49** (including **49+11**) fungicides preventatively.
7. Apply **Group 4** and **49** (or **49+11**) fungicides only in mixtures with a registered fungicide from a different mode of action group, with no known resistance.
8. Continue alternation of fungicides between successive crops.

### Please note:

This strategy is a guide only and does not endorse particular products, groups of products or cultural methods in terms of their performance. Always follow the product label for specific use instructions. While all effort has been made with the information supplied in this document, no responsibility, actual or implied, is taken for the day to day accuracy of product or active constituent specific information. Readers should check with the Australian Pesticides and Veterinary Medicines Authority's product database for contemporary information on products and actives. The database can be sourced through [www.apvma.gov.au](http://www.apvma.gov.au). The information given in this strategy is provided in good faith and without any liability for loss or damage suffered as a result of its application and use. Advice given in this strategy is valid as at 26 June 2025. All previous versions of this strategy are now invalid.

	Group			
	4	28 + 43	40, 45 + 40	49, 49 + 11
Maximum number of consecutive applications	2	2	2	2
Maximum number of solo sprays	None			None of <b>49</b>
Maximum number of sprays per crop season *	4	3 <sup>^</sup> (or 1 in 3)	2 or 4	3 <sup>^</sup> (or 1 in 3) 6 per year

\* Maximum application number on product label may differ. Ensure you follow the label recommendations.

**Please note:**

This strategy is a guide only and does not endorse particular products, groups of products or cultural methods in terms of their performance. Always follow the product label for specific use instructions. While all effort has been made with the information supplied in this document, no responsibility, actual or implied, is taken for the day to day accuracy of product or active constituent specific information. Readers should check with the Australian Pesticides and Veterinary Medicines Authority's product database for contemporary information on products and actives. The database can be sourced through [www.apvma.gov.au](http://www.apvma.gov.au). The information given in this strategy is provided in good faith and without any liability for loss or damage suffered as a result of its application and use. Advice given in this strategy is valid as at 26 June 2025. All previous versions of this strategy are now invalid.

**Crop(s)**                      **Ornamentals**  
**Disease(s)**                **Grey mould (*Botrytis*)**

Resistance management strategy for:

<b>Group 2</b>	Dicarboximide;
<b>Group 9</b>	Anilinopyrimidine (AP);
<b>Group 9 + 12</b>	AP + phenylpyrroles;
<b>Group 11</b>	Quinone outside inhibitor (QoI);
<b>Group 11 + 3</b>	QoI + Demethylation inhibitors (DMI); and
<b>Group 17</b>	Hydroxyanilide.

## Guidelines

1. If three or fewer sprays are applied per season, use only one spray containing a **Group 9** fungicide (including **9+12**). If four to six sprays are applied per season, use a maximum of two sprays containing **Group 9** fungicides. If seven or more sprays are applied per season use a maximum of three sprays containing **Group 9** fungicides.
2. **Do not** apply more than two consecutive sprays of a **Group 2, 9, 11, 12 or 17** fungicides.

### Please note:

This strategy is a guide only and does not endorse particular products, groups of products or cultural methods in terms of their performance. Always follow the product label for specific use instructions. While all effort has been made with the information supplied in this document, no responsibility, actual or implied, is taken for the day to day accuracy of product or active constituent specific information. Readers should check with the Australian Pesticides and Veterinary Medicines Authority's product database for contemporary information on products and actives. The database can be sourced through [www.apvma.gov.au](http://www.apvma.gov.au). The information given in this strategy is provided in good faith and without any liability for loss or damage suffered as a result of its application and use. Advice given in this strategy is valid as at 26 June 2025. All previous versions of this strategy are now invalid.

**Crop(s)**                      **Ornamentals**  
**Disease(s)**                **Myrtle rust**

Resistance management strategy for:

<b>Group 3</b>	Demethylation inhibitors (DMI);
<b>Group 7</b>	Succinate Dehydrogenase inhibitors (SDHI);
<b>Group 3 + 11</b>	DMI + Quinone outside inhibitors (QoI); and
<b>Group 11</b>	QoI.

### Guidelines

1. Fungicide groups that are classified as medium to high risk for fungicide resistance development, **Group 3, 7** and **11** should be rotated as a key feature to reduce the development of resistance.
2. **Do not** apply more than two (2) consecutive sprays of fungicides from **Group 3, 7** or **11**, unless mixed with a registered fungicide from a different more of action group with no known resistance or low resistance risk.
3. If consecutive sprays of a **Group 7 or 11**, are applied, they must be followed by at least two applications of fungicide from a different group(s) before the same high-risk fungicide is used again.

**Please note:**

This strategy is a guide only and does not endorse particular products, groups of products or cultural methods in terms of their performance. Always follow the product label for specific use instructions. While all effort has been made with the information supplied in this document, no responsibility, actual or implied, is taken for the day to day accuracy of product or active constituent specific information. Readers should check with the Australian Pesticides and Veterinary Medicines Authority's product database for contemporary information on products and actives. The database can be sourced through [www.apvma.gov.au](http://www.apvma.gov.au). The information given in this strategy is provided in good faith and without any liability for loss or damage suffered as a result of its application and use. Advice given in this strategy is valid as at 26 June 2025. All previous versions of this strategy are now invalid.

**Crop(s)**                      **Passionfruit**  
**Disease(s)**                **Alternata spot (*Alternaria* spp.)**

Resistance management strategy for:

<b>Group 2</b>	Dicarboximide;
<b>Group 7 + 3</b>	Succinate dehydrogenase inhibitor (SDHI) + DMI+ DMI;
	and
<b>Group 11</b>	Quinone outside inhibitors (QoI).

## Guidelines

1. Maintain a protective cover with a protectant fungicide such as mancozeb.
2. Limit the use of **Group 2** to strategic periods, i.e. before, during and after extended wet periods.
3. Always tank mix the **Group 2** fungicide with a protectant such as mancozeb.
4. **Do not** apply more than four **Group 2** sprays in a season.
5. The total number of **Group 7+3** and **Group 11** sprays should be no more than one-third of the total number of fungicide sprays per season.
6. **Do not** apply more than two consecutive applications of a **Group 11** spray.
7. If two consecutive applications of a **Group 7+3** or **Group 11** spray are applied, they must be followed by at least the same number of sprays from an alternative chemical group.

### Please note:

This strategy is a guide only and does not endorse particular products, groups of products or cultural methods in terms of their performance. Always follow the product label for specific use instructions. While all effort has been made with the information supplied in this document, no responsibility, actual or implied, is taken for the day to day accuracy of product or active constituent specific information. Readers should check with the Australian Pesticides and Veterinary Medicines Authority's product database for contemporary information on products and actives. The database can be sourced through [www.apvma.gov.au](http://www.apvma.gov.au). The information given in this strategy is provided in good faith and without any liability for loss or damage suffered as a result of its application and use. Advice given in this strategy is valid as at 26 June 2025. All previous versions of this strategy are now invalid.

**Crop(s)** Peanut  
**Disease(s)** Leaf spot, rust, net blotch

Resistance management strategy for:

<b>Group 3</b>	Demethylation inhibitors (DMI);
<b>Group 7 + 3</b>	Succinate dehydrogenase inhibitor (SDHI) + DMI
<b>Group 11</b>	Quinone outside Inhibitors (QoI); and
<b>Group 3 + 11</b>	DMI + QoI.

## Guidelines

1. Not all listed products are registered for all diseases. Ensure the product is registered for the disease being targeted.
2. **Do not** apply more than three consecutive **Group 3** sprays alone, before changing to a fungicide of a different activity group.
3. Apply a maximum of five **Group 3** sprays per season.
4. **Do not** apply **Group 11** or **Group 7** containing products as more than 50% of the total number of sprays in any one season, up to a maximum of three sprays of **Group 11**.
5. **Do not** apply more than two consecutive applications of a **Group 7+3** or **Group 11** spray.
6. If two consecutive applications of a **Group 7+ 3** or **Group 11** spray are applied, they must be followed by at least the same number of sprays from an alternative chemical group.

### Please note:

This strategy is a guide only and does not endorse particular products, groups of products or cultural methods in terms of their performance. Always follow the product label for specific use instructions. While all effort has been made with the information supplied in this document, no responsibility, actual or implied, is taken for the day to day accuracy of product or active constituent specific information. Readers should check with the Australian Pesticides and Veterinary Medicines Authority's product database for contemporary information on products and actives. The database can be sourced through [www.apvma.gov.au](http://www.apvma.gov.au). The information given in this strategy is provided in good faith and without any liability for loss or damage suffered as a result of its application and use. Advice given in this strategy is valid as at 26 June 2025. All previous versions of this strategy are now invalid.

**Crop(s)**                      **Poppy**  
**Disease(s)**                **Downy mildew**

Resistance management strategy for:

<b>Group 4</b>	Phenylamides (PA);
<b>Group 11</b>	Quinone outside inhibitors (QoI);
<b>Group 28 + 43</b>	Carbamates + benzamides;
<b>Group 40</b>	Carboxylic acid amides (CAA);
<b>Group 45 + 40</b>	Quinone outside inhibitors, stigmatellin binding type (QoSI) + CAA;
<b>Group 49</b>	Oxysterol binding protein inhibitors (OSBPI); and
<b>Group 49 + 11</b>	OSBPI + QoI.

## Guidelines

1. Start disease control early and maintain a regular protectant program. Fungicide applications need to start before the 6-leaf stage for early season control to be effective.
2. When conditions favour disease development (high humidity, still weather, overcast skies), prior to visible disease symptoms (white downy growth on the underside of lower leaves followed by brown angular lesions) apply a single spray of a **Group 49** containing fungicide, or up to two consecutive sprays of a **Group 4, 11, 40** or **28+43** product (including mixtures containing **Group 4, 11** or **40**), at the interval recommended on the label. Then resume the program of sprays using products from a different group to the products just applied.
3. **Do not** apply more than two sprays per season of a product containing a **Group 4, 11, 40** (including **45+40**) or **49+11** fungicide. **Group 49** containing sprays should not exceed one in every three sprays of the total number of fungicide sprays per season.
4. **Do not** apply more than three sprays of a **Group 28+43** product per crop.
5. Apply **Group 11, 45+40** and **Group 49+11** fungicides preventatively.
6. Apply **Group 4** and **49** fungicides preventatively and only in mixtures with an effective protectant fungicide from a different mode of action group.
7. **Do not** use a **Group 49** (or **49+11**) product if it will be the last fungicide applied to the crop.

### Please note:

This strategy is a guide only and does not endorse particular products, groups of products or cultural methods in terms of their performance. Always follow the product label for specific use instructions. While all effort has been made with the information supplied in this document, no responsibility, actual or implied, is taken for the day to day accuracy of product or active constituent specific information. Readers should check with the Australian Pesticides and Veterinary Medicines Authority's product database for contemporary information on products and actives. The database can be sourced through [www.apvma.gov.au](http://www.apvma.gov.au). The information given in this strategy is provided in good faith and without any liability for loss or damage suffered as a result of its application and use. Advice given in this strategy is valid as at 26 June 2025. All previous versions of this strategy are now invalid.

	Group				
	4	11	28 + 43	40, 45+40	49, 49 + 11
Maximum number of consecutive applications	2	2	2	2	1
Maximum number of solo sprays	None				None of <b>49</b>
Maximum number of sprays per crop or season*	2	2	3	2	2 (or 1 in 3)

\* Maximum application number on product label may differ. Ensure you follow the label recommendations.

**Please note:**

This strategy is a guide only and does not endorse particular products, groups of products or cultural methods in terms of their performance. Always follow the product label for specific use instructions. While all effort has been made with the information supplied in this document, no responsibility, actual or implied, is taken for the day to day accuracy of product or active constituent specific information. Readers should check with the Australian Pesticides and Veterinary Medicines Authority's product database for contemporary information on products and actives. The database can be sourced through [www.apvma.gov.au](http://www.apvma.gov.au). The information given in this strategy is provided in good faith and without any liability for loss or damage suffered as a result of its application and use. Advice given in this strategy is valid as at 26 June 2025. All previous versions of this strategy are now invalid.

**Crop(s)**                      **Potato**  
**Disease(s)**                **Late blight (Irish blight)**

Resistance management strategy for:

<b>Group 4</b>	Phenylamide;
<b>Group 11</b>	Quinone outside Inhibitor (QoI);
<b>Group 21</b>	Quinone inside Inhibitor (QiI);
<b>Group 28 + 43</b>	Carbamate plus Benzamide; and
<b>Group 40</b>	Carboxylic acid amide.

## Guidelines

1. Start disease control early and maintain a regular program using a fungicide from groups other than **Group 4, 11** or **40**.
2. When conditions favour disease development, **do not** wait for disease to appear, but apply two consecutive sprays of a **Group 4, 11, 40** or **28+43** fungicide at the interval recommended on the label. Then resume the program of sprays using products from a different group to the **Group 4, 11, 40** or **28+43** fungicides just applied.
3. **Do not** apply more than four sprays of a **Group 4** or **40** fungicides per season.
4. **Do not** apply more than two sprays of a **Group 28+43** product per crop.
5. Apply **Group 11** fungicides preventively. The total number of **Group 11** fungicide applications per season should not exceed one third of the total number of fungicide applications per crop. No more than two consecutive **Group 11** sprays should be applied. If consecutive applications of **Group 11** fungicides are used, then they must be followed by at least the same number of applications of fungicide(s) from a different group(s) before a **Group 11** fungicide is used again, either in the current or following season.
6. Apply **Group 21** fungicides preventatively. The total number of **Group 21** fungicide applications should not exceed six.

### Please note:

This strategy is a guide only and does not endorse particular products, groups of products or cultural methods in terms of their performance. Always follow the product label for specific use instructions. While all effort has been made with the information supplied in this document, no responsibility, actual or implied, is taken for the day to day accuracy of product or active constituent specific information. Readers should check with the Australian Pesticides and Veterinary Medicines Authority's product database for contemporary information on products and actives. The database can be sourced through [www.apvma.gov.au](http://www.apvma.gov.au). The information given in this strategy is provided in good faith and without any liability for loss or damage suffered as a result of its application and use. Advice given in this strategy is valid as at 26 June 2025. All previous versions of this strategy are now invalid.

**Crop(s)**                      **Potato**  
**Disease(s)**                **Target spot (early blight)**

Resistance management strategy for:

<b>Group 2</b>	Dicarboximide;
<b>Group 3</b>	Demethylation inhibitors (DMI);
<b>Group 7</b>	Succinate dehydrogenase inhibitors (SDHI);
<b>Group 7 + 3</b>	SDHI + DMI;
<b>Group 7 + 12</b>	SDHI + phenylpyrroles;
<b>Group 9</b>	Anilinopyrimidine (AP);
<b>Group 11</b>	Quinone outside Inhibitor (QoI); and
<b>Group 11 + 3</b>	QoI + DMI.

### Guidelines

1. Limit the use of **Group 2, 3, 7, 9** or **11** fungicides to periods when conditions favour disease development, apply these fungicides preventatively before disease symptoms are visible.
2. **Do not** apply more than six **Group 2** or **3** sprays in one season. Apply no more than two consecutive sprays of a **Group 2** or **3** fungicides.
3. If used solo, apply **Group 7** fungicides in strict alternation with fungicides from a different cross resistance group. If fungicides containing **Group 7** are used in mixture, apply a maximum of 2 consecutive applications. If a **Group 7** seed treatment or in-furrow treatment has been used, the first foliar fungicide application should not contain a **Group 7**.
4. Apply no more than two consecutive sprays containing a **Group 9** fungicide.
5. **Do not** apply more than two consecutive **Group 11** sprays per crop. If consecutive applications of **Group 11** containing fungicides are used, then they must be followed by at least the same number of applications of fungicide(s) from a different group(s) before a **Group 11** containing fungicide is used again, either in the current or following season. When using a **Group 11** fungicide in-furrow at planting, use a fungicide from a different group as the first foliar spray.

**Please note:**

This strategy is a guide only and does not endorse particular products, groups of products or cultural methods in terms of their performance. Always follow the product label for specific use instructions. While all effort has been made with the information supplied in this document, no responsibility, actual or implied, is taken for the day to day accuracy of product or active constituent specific information. Readers should check with the Australian Pesticides and Veterinary Medicines Authority's product database for contemporary information on products and actives. The database can be sourced through [www.apvma.gov.au](http://www.apvma.gov.au). The information given in this strategy is provided in good faith and without any liability for loss or damage suffered as a result of its application and use. Advice given in this strategy is valid as at 26 June 2025. All previous versions of this strategy are now invalid.

		<b>2</b>	<b>3</b>	<b>7</b> (inc. 7 + 3, 7 + 12)	<b>9</b>	<b>11</b> (inc. 11+ 3)
Total number of early targeting sprays	<b>1</b>	1	1	1	1	1
	<b>2</b>	2	2	1	1	1
	<b>3</b>	2	2	1	1	2
	<b>4</b>	3	3	2	2	2
	<b>5</b>	4	4	2	2	3
	<b>6</b>	4	4	2	2	3
	<b>7</b>	5	5	2	3	3
	<b>8</b>	6	6	2	3	3
	<b>9</b>	6	6	3	3	3
	<b>10+</b>	6	6	3	3	3

**Please note:**

This strategy is a guide only and does not endorse particular products, groups of products or cultural methods in terms of their performance. Always follow the product label for specific use instructions. While all effort has been made with the information supplied in this document, no responsibility, actual or implied, is taken for the day to day accuracy of product or active constituent specific information. Readers should check with the Australian Pesticides and Veterinary Medicines Authority's product database for contemporary information on products and actives. The database can be sourced through [www.apvma.gov.au](http://www.apvma.gov.au). The information given in this strategy is provided in good faith and without any liability for loss or damage suffered as a result of its application and use. Advice given in this strategy is valid as at 26 June 2025. All previous versions of this strategy are now invalid.

**Crop(s)** Pulse crops  
**Disease(s)** Grey mould (*Botrytis*) and ascochyta

Resistance management strategy for:

<b>Group 1</b>	Methyl benzimidazole carbamates;
<b>Group 2</b>	Dicarboximide;
<b>Group 3 + 11</b>	Demethylation inhibitors (DMI) + Quinone outside inhibitor (QoI);
<b>Group 7*</b>	Succinate dehydrogenase inhibitors (SDHI);
<b>Group 7 + 3</b>	SDHI + DMI; and
<b>Group 7 + 12</b>	SDHI + phenylpyrroles (PP).

\* Currently only available under temporary permit. Always check that permits are valid prior to use.

## Guidelines

1. Not all listed products are registered for both diseases. Ensure the product is registered for the disease being targeted
2. **Do not** apply more than two **Group 1, 2, 3+11, 7+3** or **7+12** sprays in one season (including seed treatment).
3. **Do not** apply more than two consecutive **Group 1, 2** or **7** sprays, including from season to season and seed treatments. The final foliar spray of the previous season should be considered when planning which fungicide group to use in seed treatments and the first foliar application. **Group 7** containing sprays should not make up more than one in every three of the spray program.
4. If a **Group 7** containing fungicide is used as a seed treatment, the first foliar fungicide used must not contain a **Group 7** fungicide.

\* Currently only available under temporary permit. Always check permits are valid prior to use.

### Please note:

This strategy is a guide only and does not endorse particular products, groups of products or cultural methods in terms of their performance. Always follow the product label for specific use instructions. While all effort has been made with the information supplied in this document, no responsibility, actual or implied, is taken for the day to day accuracy of product or active constituent specific information. Readers should check with the Australian Pesticides and Veterinary Medicines Authority's product database for contemporary information on products and actives. The database can be sourced through [www.apvma.gov.au](http://www.apvma.gov.au). The information given in this strategy is provided in good faith and without any liability for loss or damage suffered as a result of its application and use. Advice given in this strategy is valid as at 26 June 2025. All previous versions of this strategy are now invalid.

<b>Crop(s)</b>	<b>Stone fruit</b>
<b>Disease(s)</b>	<b>Blossom blight (<i>Monilinia laxa</i>), brown rot (<i>M. fructicola</i>)</b>

Resistance management strategy for:

<b>Group 2</b>	Dicarboximides;
<b>Group 3</b>	Demethylation inhibitors (DMI);
<b>Group 7</b>	Succinate dehydrogenase inhibitors (SDHI);
<b>Group 7 + 11</b>	SDHI + Quinone outside inhibitors (QoI);
<b>Group 9</b>	Anilinopyrimidines (AP); and
<b>Group 11</b>	Quinone outside inhibitors (QoI).

## Guidelines

1. If applying **Group 2, 3, 7, 11** or **7+11** fungicides, **do not** apply more than two consecutive sprays of fungicides from the same group before changing to another group, this includes the last application made in-field from one season to the next.
2. **Do not** apply more than three sprays of a **Group 7, 9, 11** or **7+11** fungicide per season. Alone, tank mixed or co-formulated all count to total. If group 7 applied alone, apply **Group 7** in strict alternation with fungicides from a different cross-resistance group.
3. When mixtures are used for **Group 7** resistance management, applied as tank mix or as a co-formulated mixture, the mixture partner should provide effective disease control when used alone on the target disease and must have a different mode of action.
4. Always apply **Group 7** fungicides as per label instructions and use preventatively.
5. If consecutive sprays of fungicides from the same chemical group are applied, they must be followed by at least the same number of sprays from an alternative chemical group, before returning to the original group.

### Please note:

This strategy is a guide only and does not endorse particular products, groups of products or cultural methods in terms of their performance. Always follow the product label for specific use instructions. While all effort has been made with the information supplied in this document, no responsibility, actual or implied, is taken for the day to day accuracy of product or active constituent specific information. Readers should check with the Australian Pesticides and Veterinary Medicines Authority's product database for contemporary information on products and actives. The database can be sourced through [www.apvma.gov.au](http://www.apvma.gov.au). The information given in this strategy is provided in good faith and without any liability for loss or damage suffered as a result of its application and use. Advice given in this strategy is valid as at 26 June 2025. All previous versions of this strategy are now invalid.

	Group					
	2	3	7	9	11	7 + 11
<b>Maximum number of consecutive applications</b>	2	2	2	2	2	2
<b>Maximum number of solo sprays</b>	2	2	2	2	2	2
<b>Maximum number of sprays per season</b>	2	3	3	3	3	3

6. A post-harvest treatment should also be counted as an application.
7. The last blossom blight spray and the first pre-harvest brown rot spray should be regarded as consecutive applications.
8. The spray program should be considered and the resistance management strategy applied on a whole-orchard basis.

**Please note:**

This strategy is a guide only and does not endorse particular products, groups of products or cultural methods in terms of their performance. Always follow the product label for specific use instructions. While all effort has been made with the information supplied in this document, no responsibility, actual or implied, is taken for the day to day accuracy of product or active constituent specific information. Readers should check with the Australian Pesticides and Veterinary Medicines Authority's product database for contemporary information on products and actives. The database can be sourced through [www.apvma.gov.au](http://www.apvma.gov.au). The information given in this strategy is provided in good faith and without any liability for loss or damage suffered as a result of its application and use. Advice given in this strategy is valid as at 26 June 2025. All previous versions of this strategy are now invalid.

**Crop(s)** Strawberry  
**Disease(s)** Grey mould (*Botrytis*)

Resistance management strategy for:

<b>Group 2</b>	Dicarboximide;
<b>Group 7</b>	Succinate dehydrogenase inhibitors (SDHI);
<b>Group 7 + 3</b>	SDHI + Demethylation inhibitors (DMI);
<b>Group 7 + 11</b>	SDHI + Quinone outside inhibitors (QoI);
<b>Group 7 + 12</b>	SDHI + phenylpyrroles (PP);
<b>Group 9</b>	Anilinopyrimidine (AP);
<b>Group 9 + 12</b>	AP + PP;
<b>Group 17</b>	Hydroxyanilide;
<b>Group 19</b>	Chitin synthase inhibitor;
<b>Group 21</b>	Quinoline inside Inhibitor (QiI), and
<b>Group 52 (U)</b>	DHODHI-fungicide (dihydroorotate dehydrogenase inhibitor).

## Guidelines

1. Apply a program of protectant fungicides during flowering.
2. **Do not** apply more than two consecutive sprays of **Group 2, 9, 12, 17, 19** or **21** fungicides. Continue alternation of Mode of Action between successive crops.
3. Do not apply **Groups 52** or **17** (solo) as consecutive applications, or more than 3 times per season.
4. If using **Group 17** with an effective mixing partner, or a different **Group**, **do not** apply the **Group 17** containing mixtures for more than 50% of all applications.
5. If applying **Group 7** (including **7+3, 7+11** or **7+12**) fungicides, **do not** apply more than two consecutive sprays before changing to another group. **Do not** apply more than three **Group 7** sprays per season. If consecutive sprays are used, then use the same number of sprays of an alternative group before using another **Group 7**, including sprays in consecutive seasons.
6. If three or fewer sprays are applied per crop, use only one spray containing a **Group 9, 12** or **21** containing fungicide. Use a maximum of three sprays containing **Group 9, 12** or **21** containing fungicides, or 33% of sprays (whichever is lower). Where there are several cropping cycles per calendar year, a maximum of five (5) sprays containing **Group 21** can be applied.
7. **Do not** apply **Group 19** fungicides more than 6 times per season, or more than 50% of the total number of sprays.

### Please note:

This strategy is a guide only and does not endorse particular products, groups of products or cultural methods in terms of their performance. Always follow the product label for specific use instructions. While all effort has been made with the information supplied in this document, no responsibility, actual or implied, is taken for the day to day accuracy of product or active constituent specific information. Readers should check with the Australian Pesticides and Veterinary Medicines Authority's product database for contemporary information on products and actives. The database can be sourced through [www.apvma.gov.au](http://www.apvma.gov.au). The information given in this strategy is provided in good faith and without any liability for loss or damage suffered as a result of its application and use. Advice given in this strategy is valid as at 26 June 2025. All previous versions of this strategy are now invalid.

	2	7 7 + 3 7 + 11 7 + 12	9 9 + 12	12 12 + 7 12 + 9	17 (solo)	19	21	52
Maximum number of consecutive applications	2	2	2	2	1	1	2	2
Maximum number of sprays per crop/season	2-3	3 Or 1 in 3 (33%) whichever is lower	3 Or 1 in 3 (33%) whichever is lower	3 Or 1 in 3 (33%) whichever is lower	3 Or 1 in 3 (33%) whichever is lower	1 in 2 (50%)	6 Or 1 in 2 (50%) whichever is lower	3 Or 1 in 3 (33%) whichever is lower#

Where there are several crop cycles per year, up to a maximum of five (5) applications containing **Group 21** can be applied.

**Please note:**

This strategy is a guide only and does not endorse particular products, groups of products or cultural methods in terms of their performance. Always follow the product label for specific use instructions. While all effort has been made with the information supplied in this document, no responsibility, actual or implied, is taken for the day to day accuracy of product or active constituent specific information. Readers should check with the Australian Pesticides and Veterinary Medicines Authority's product database for contemporary information on products and actives. The database can be sourced through [www.apvma.gov.au](http://www.apvma.gov.au). The information given in this strategy is provided in good faith and without any liability for loss or damage suffered as a result of its application and use. Advice given in this strategy is valid as at 26 June 2025. All previous versions of this strategy are now invalid.

**Crop(s)** Strawberry  
**Disease(s)** Powdery mildew

Resistance management strategy for:

<b>Group 3</b>	Demethylation inhibitors (DMI);
<b>Group 7</b>	Succinate dehydrogenase inhibitors (SDHI);
<b>Group 7 + 11</b>	SDHI + QoI
<b>Group 7 + 12</b>	SDHI + phenylpyrroles (PP);
<b>Group 11</b>	Quinone outside inhibitors (QoI);
<b>Group 19</b>	Chitin synthase inhibitor;
<b>Group 21</b>	Quinone inside Inhibitor (QiI), and
<b>Group U6</b>	Phenyl-acetamide.

## Guidelines

1. Apply a program of protectant fungicides from early crop establishment and maintain a regular spray program throughout the crop growing cycle.
2. **Do not** use the same fungicide group as the last application on runner production and the first application to in-field fruit production.
3. **Do not** use **Group 3, 7, 11, 19, 21** or **U6** fungicides as eradicants (once symptoms are visible).
4. **Do not** apply more than four **Group 3** sprays per season.
5. **Do not** apply more than two consecutive sprays of **Group 3, 7** (including **7+11** or **7+12**), **19** or **21** fungicides, including from one season to the next.
6. **Do not** apply more than three **Group 7** containing sprays per season. If consecutive sprays are used, then use the same number of sprays of an alternative group before using another **Group 7**, including sprays in consecutive seasons.
7. **Do not** apply consecutive sprays of **Group 11** or **U6** fungicides, including from one season to the next.
8. If three or fewer powdery mildew fungicide sprays are applied per crop, use only one spray containing a **Group 11** fungicide. Use a maximum of three sprays containing a **Group 11** or **21** fungicide, or 33% of total sprays (whichever is lower). **Do not** apply more than three **Group 11** or **21** sprays per season.
9. **Do not** apply **Group 19** fungicides more than 6 times per season, or more than 50% of the total number of fungicide sprays.
10. **Do not** apply more than two **Group U6** sprays per crop.

### Please note:

This strategy is a guide only and does not endorse particular products, groups of products or cultural methods in terms of their performance. Always follow the product label for specific use instructions. While all effort has been made with the information supplied in this document, no responsibility, actual or implied, is taken for the day to day accuracy of product or active constituent specific information. Readers should check with the Australian Pesticides and Veterinary Medicines Authority's product database for contemporary information on products and actives. The database can be sourced through [www.apvma.gov.au](http://www.apvma.gov.au). The information given in this strategy is provided in good faith and without any liability for loss or damage suffered as a result of its application and use. Advice given in this strategy is valid as at 26 June 2025. All previous versions of this strategy are now invalid.

Strawberry spray recommendations by mode of action group:

	Group					
	3	7 7 + 11 7 + 12	11	19	21	U6
Maximum number of consecutive applications	2	2	1	2	2	1
Maximum number of solo sprays	4	3	-?	6-?	3	2
Maximum number of sprays per crop/season	4	3	3 or 33% of spray program, whichever is lower	6 or 50% of spray program	3 or 33% of spray program, whichever is lower	2

**Please note:**

This strategy is a guide only and does not endorse particular products, groups of products or cultural methods in terms of their performance. Always follow the product label for specific use instructions. While all effort has been made with the information supplied in this document, no responsibility, actual or implied, is taken for the day to day accuracy of product or active constituent specific information. Readers should check with the Australian Pesticides and Veterinary Medicines Authority's product database for contemporary information on products and actives. The database can be sourced through [www.apvma.gov.au](http://www.apvma.gov.au). The information given in this strategy is provided in good faith and without any liability for loss or damage suffered as a result of its application and use. Advice given in this strategy is valid as at 26 June 2025. All previous versions of this strategy are now invalid.

**Crop(s)** Strawberry runner production  
**Disease(s)** Powdery mildew

Resistance management strategy for:

<b>Group 3</b>	Demethylation inhibitors (DMI);
<b>Group 7</b>	Succinate dehydrogenase inhibitors (SDHI);
<b>Group 7 + 12</b>	SDHI + phenylpyrroles;
<b>Group 8*</b>	Hydroxy-(2-amino-) pyrimidines;
<b>Group 11</b>	Quinone outside inhibitor (QoI);
<b>Group 13</b>	Aza-naphthalenes; and
<b>Group u6</b>	Phenyl-acetamide.

\* Currently only available under temporary permit. Always check that permits are valid prior to use.

## Guidelines

1. This strategy is for the additional range of compounds available to strawberry runner producers under permit.
2. Apply a program of protectant fungicides from early crop establishment and maintain a regular spray program throughout the crop growing cycle. If weather conditions favour powdery mildew development, use a **Group 3** or **11** fungicide.
3. **Do not** use **Group 3** fungicides as eradicants, (once symptoms are visible).
4. **Do not** apply more than four **Group 3** sprays per season.
5. **Do not** apply more than two consecutive sprays of **Group 3** fungicides, including from one season to the next.
6. If applying **Group 7** fungicides (including **7+12**), **do not** apply more than two consecutive sprays before changing to another group.
7. **Do not** apply more than three **Group 7** sprays per season. If consecutive sprays are used, then use the same number of sprays of an alternative group before using another **Group 7**, including sprays in consecutive seasons.
8. Apply **Group 11** and **U6** fungicides preventively.
9. **Do not** apply consecutive sprays of **Group 11** and **U6** fungicides, including from one season to the next.
10. If three or fewer powdery mildew fungicide sprays are applied per crop, use only one spray containing a **Group 11** fungicide. If four to six sprays are applied per crop, use no more than two sprays containing a **Group 11** fungicide. If seven or more sprays are applied per crop use a maximum of three sprays containing a **Group 11** fungicide. **Do not** apply more than three **Group 11** sprays per season.
11. Fungicides from **Group 8** and **13** are available for use on strawberry runner crops under individual permits from the APVMA.
12. Apply a maximum of two (2) **Group U6** sprays per season.

### Please note:

This strategy is a guide only and does not endorse particular products, groups of products or cultural methods in terms of their performance. Always follow the product label for specific use instructions. While all effort has been made with the information supplied in this document, no responsibility, actual or implied, is taken for the day to day accuracy of product or active constituent specific information. Readers should check with the Australian Pesticides and Veterinary Medicines Authority's product database for contemporary information on products and actives. The database can be sourced through [www.apvma.gov.au](http://www.apvma.gov.au). The information given in this strategy is provided in good faith and without any liability for loss or damage suffered as a result of its application and use. Advice given in this strategy is valid as at 26 June 2025. All previous versions of this strategy are now invalid.


13. Apply a maximum of four (4) **Group 8** or **13** sprays per season. **Do not** apply more than two consecutive sprays before changing to another group.

\* *Currently only available under temporary permit. Always check that permits are valid prior to use.*

---

**Please note:**

This strategy is a guide only and does not endorse particular products, groups of products or cultural methods in terms of their performance. Always follow the product label for specific use instructions. While all effort has been made with the information supplied in this document, no responsibility, actual or implied, is taken for the day to day accuracy of product or active constituent specific information. Readers should check with the Australian Pesticides and Veterinary Medicines Authority's product database for contemporary information on products and actives. The database can be sourced through [www.apvma.gov.au](http://www.apvma.gov.au). The information given in this strategy is provided in good faith and without any liability for loss or damage suffered as a result of its application and use. Advice given in this strategy is valid as at 26 June 2025. All previous versions of this strategy are now invalid.



**Crop(s)**                      **Tomato**  
**Disease(s)**                **Grey mould**

Resistance management strategy for:

**Group 3**                      Dicarboximide; and  
**Group 17**                     Succinate dehydrogenase inhibitors (SDHI).

## Guidelines

1. Tank mix **Group 2** fungicides with a protectant such as chlorothalonil. Avoid applying two **Group 2** fungicides in succession, unless tank mixed with a protectant.
2. **Do not** apply more than four **Group 2** sprays in a season.
3. If applying **Group 7** fungicides, **do not** apply more than two consecutive sprays before changing to another group. **Do not** apply more than three **Group 7** sprays per season. If consecutive sprays are used, then use the same number of sprays of an alternative group before using another **Group 7**, including sprays in consecutive seasons.

### Please note:

This strategy is a guide only and does not endorse particular products, groups of products or cultural methods in terms of their performance. Always follow the product label for specific use instructions. While all effort has been made with the information supplied in this document, no responsibility, actual or implied, is taken for the day to day accuracy of product or active constituent specific information. Readers should check with the Australian Pesticides and Veterinary Medicines Authority's product database for contemporary information on products and actives. The database can be sourced through [www.apvma.gov.au](http://www.apvma.gov.au). The information given in this strategy is provided in good faith and without any liability for loss or damage suffered as a result of its application and use. Advice given in this strategy is valid as at 26 June 2025. All previous versions of this strategy are now invalid.

**Crop(s)** Tomato  
**Disease(s)** Powdery mildew

Resistance management strategy for:

<b>Group 3</b>	Demethylation inhibitor (DMI);
<b>Group 3 + 11</b>	DMI + Quinone outside Inhibitor (QoI);
<b>Group 7</b>	Succinate dehydrogenase inhibitors (SDHI);
<b>Group 7 + 3</b>	SDHI + DMI;
<b>Group 7 + 11</b>	SDHI + QoI
<b>Group 13</b>	Aza-naphthalenes; and
<b>Group 21</b>	Quinone inside Inhibitor (QiI).

## Guidelines

1. Apply fungicides before disease becomes established.
2. **Do not** apply more than four sprays of a **Group 3** containing fungicide per crop.
3. If applying **Group 7, 11, 13** or **21** containing fungicides, **do not** apply more than two consecutive sprays before changing to another group. **Do not** apply more than three applications of a **Group 7, 11, 13** or **21** containing fungicide per crop. If consecutive sprays are used, then use the same number of sprays of an alternative group before using another **fungicide group**, which includes sprays from consecutive crops.
4. **Group 7** and **21** containing product should not exceed thirty-three percent (33%) of the total sprays per crop. A maximum of five applications of **Group 21** may be made per calendar year in case of multiple cropping cycles.

### Please note:

This strategy is a guide only and does not endorse particular products, groups of products or cultural methods in terms of their performance. Always follow the product label for specific use instructions. While all effort has been made with the information supplied in this document, no responsibility, actual or implied, is taken for the day to day accuracy of product or active constituent specific information. Readers should check with the Australian Pesticides and Veterinary Medicines Authority's product database for contemporary information on products and actives. The database can be sourced through [www.apvma.gov.au](http://www.apvma.gov.au). The information given in this strategy is provided in good faith and without any liability for loss or damage suffered as a result of its application and use. Advice given in this strategy is valid as at 26 June 2025. All previous versions of this strategy are now invalid.

**Crop(s)** Tomato  
**Disease(s)** Target spot

Resistance management strategy for:

<b>Group 2</b>	Dicarboximide;
<b>Group 3</b>	Demethylation Inhibitors (DMI);
<b>Group 7</b>	Succinate dehydrogenase inhibitors (SDHI);
<b>Group 7 + 3</b>	SDHI + DMI
<b>Group 7 + 11</b>	SDHI + Quinone outside Inhibitor (QoI)
<b>Group 9</b>	Anilinopyrimidine (AP);
<b>Group 11</b>	QoI;
<b>Group 11 + 3</b>	QoI + DMI, and
<b>Group 21</b>	Quinone inside Inhibitor (QiI)

## Guidelines

1. Apply a program of protectant fungicides from early crop establishment and maintain a regular spray program throughout the crop growing cycle.
2. **Do not** apply more than four **Group 2** sprays in one crop. Apply no more than two consecutive sprays of a **Group 2** fungicide.
3. **Do not** apply more than six **Group 3** sprays in a crop. Apply no more than two consecutive sprays of a **Group 3** fungicide alone.
4. If applying **Group 7** or **21** containing fungicides, **do not** apply more than two consecutive sprays before changing to another group. If consecutive sprays are used, then use the same number of sprays of an alternative group before using another **Group 7** or **21**, including sprays in consecutive crops.
5. **Group 7** applied solo or **Group 21** should not exceed three applications or thirty-three percent (33%) of the total applications needed per crop (whichever is lower). **Group 7** applied in a mixture should not be more than 50% of applications made in a crop. A maximum of five applications of **Group 21** may be made per calendar year in case of multiple cropping cycles.
6. If three or fewer fungicide sprays for target spot are applied per crop, use only one spray containing a **Group 9** fungicide. If four to six sprays are applied per crop, use a maximum of two sprays containing **Group 9** fungicides. If seven or more sprays are applied per crop, use a maximum of three sprays containing **Group 9** fungicides.
7. Apply no more than two consecutive sprays containing a **Group 9** fungicide.
8. Apply **Group 11** fungicides preventively. **Do not** apply more than six sprays, or one third of the total sprays (whichever is lower) from **Group 11** fungicides. **Do not** apply more than two consecutive sprays of **Group 11** fungicides. If consecutive applications of **Group 11** fungicides are used, then they must be followed by at least the same number of applications of fungicide(s) from a different group(s) before a **Group 11** fungicide is used again, either in the current or following season.

### Please note:

This strategy is a guide only and does not endorse particular products, groups of products or cultural methods in terms of their performance. Always follow the product label for specific use instructions. While all effort has been made with the information supplied in this document, no responsibility, actual or implied, is taken for the day to day accuracy of product or active constituent specific information. Readers should check with the Australian Pesticides and Veterinary Medicines Authority's product database for contemporary information on products and actives. The database can be sourced through [www.apvma.gov.au](http://www.apvma.gov.au). The information given in this strategy is provided in good faith and without any liability for loss or damage suffered as a result of its application and use. Advice given in this strategy is valid as at 26 June 2025. All previous versions of this strategy are now invalid.

**Crop(s)**                      **Turf**  
**Disease(s)**                **Various**

Resistance management strategy for:

<b>Group 1</b>	Benzimidazoles;
<b>Group 2</b>	Dicarboxamides;
<b>Group 3</b>	Demethylation inhibitors (DMI);
<b>Group 4</b>	Phenylamides (PA);
<b>Group 7 (N3)</b>	Succinate Dehydrogenase inhibitors (SDHI);
<b>Group 7 + 11</b>	SDHI + Quinone outside inhibitors (QoI);
<b>Group 11</b>	QoI;
<b>Group 11 + 2</b>	QoI + dicarboxamides;
<b>Group 11 + 3</b>	QoI + DMI;
<b>Group 12</b>	Phenylpyrroles (PP);
<b>Group 14</b>	Aromatic hydrocarbons (chlorophenyls and nitroanilines);
<b>Group 21</b>	Quinone inside inhibitors (QiI);
<b>Group 28</b>	Carbamates; and
<b>Group 33</b>	Phosphonates.

## Guidelines

1. Fungicide groups that are classified as medium to high risk for fungicide resistance development; **Groups 1, 2, 4, 7 (N3), 11 and 21** should be rotated as a key feature to reduce the development of resistance.
2. **Do not** apply consecutive sprays of fungicides from the same activity group, unless mixed with a registered fungicide from a different mode of action group with no known resistance.
3. **Group N3** nematicides are also classified as **Group 7** fungicides and consecutive application should be avoided, even if targeting different pests/pathogens.
4. If consecutive sprays are applied of fungicides from a high-risk fungicide group (i.e. **Group 1, 2, 4, 7, 11 or 21**) they must be followed by at least the same number of applications of fungicide(s) from a different group(s) before the same high-risk fungicide is used again.

### Please note:

This strategy is a guide only and does not endorse particular products, groups of products or cultural methods in terms of their performance. Always follow the product label for specific use instructions. While all effort has been made with the information supplied in this document, no responsibility, actual or implied, is taken for the day to day accuracy of product or active constituent specific information. Readers should check with the Australian Pesticides and Veterinary Medicines Authority's product database for contemporary information on products and actives. The database can be sourced through [www.apvma.gov.au](http://www.apvma.gov.au). The information given in this strategy is provided in good faith and without any liability for loss or damage suffered as a result of its application and use. Advice given in this strategy is valid as at 26 June 2025. All previous versions of this strategy are now invalid.

**Crop(s)**                      **Wheat**  
**Disease(s)**                **Powdery mildew**

Resistance management strategy for:

<b>Group 3</b>	Demethylation inhibitors (DMI);
<b>Group 5</b>	Amines ("morpholines");
<b>Group 7</b>	Succinate dehydrogenase inhibitors (SDHI);
<b>Group 7 + 3</b>	SDHI + DMI;
<b>Group 11 + 3</b>	Quinone outside inhibitors (QoI) + DMI;
<b>Group 11 + 4</b>	QoI + phenylamides (PA);
<b>Group 11 + 7 + 3</b>	QoI + SDHI + DMI;
<b>Group 13*</b>	Azanaphthalene;
<b>Group 50 (U8)</b>	Actin disruption aryl-phenyl-ketones; and
<b>Group U6</b>	Phenyl-acetamide.

\* Currently only available under temporary permit. Always check that permits are valid prior to use.

## Guidelines

1. Fungicides should be used as protectant treatments prior to symptoms of disease when conditions are conducive to disease development.
2. In high-risk disease environments integrated management approaches should be used to reduce fungicide resistance risk, which may include:
  - a. Removal or burning of stubble;
  - b. Crop rotation (**avoid** wheat on wheat);
  - c. Control of green bridge volunteers; and
  - d. Use of tolerant and/or resistant varieties.
  - e. Strategic use (timing and application technique) of fungicides.
3. **Do not** apply more than two applications per growing season of **Group 5, 7, 11, 13, 50 (U8)** and **U6** containing products. This includes in-furrow or seed treatments that have activity on powdery mildew. Combinations of in-furrow and seed treatment are counted as one application.
4. **Do not** apply consecutive applications of **Group 11** containing products. This includes in-furrow i.e. if a **Group 11+4** fungicide has been used in-furrow at planting, the first foliar fungicide spray must not contain a **Group 11** fungicide.
5. If a **Group 7** seed treatment has been used that has foliar activity (as determined by label claims), the first foliar fungicide applied should not contain a **Group 7** fungicide.
6. **Do not** apply more than one application of a **Group 7** seed treatment that has foliar activity in any two consecutive growing seasons.

### Please note:

This strategy is a guide only and does not endorse particular products, groups of products or cultural methods in terms of their performance. Always follow the product label for specific use instructions. While all effort has been made with the information supplied in this document, no responsibility, actual or implied, is taken for the day to day accuracy of product or active constituent specific information. Readers should check with the Australian Pesticides and Veterinary Medicines Authority's product database for contemporary information on products and actives. The database can be sourced through [www.apvma.gov.au](http://www.apvma.gov.au). The information given in this strategy is provided in good faith and without any liability for loss or damage suffered as a result of its application and use. Advice given in this strategy is valid as at 26 June 2025. All previous versions of this strategy are now invalid.


7. If a **Group 7** or **11** fungicide is being applied as a foliar spray, it must be co-formulated or mixed with a registered product with a different mode of action, with no known resistance in the local area.
8. **Do not** apply more than three applications containing **Group 3** fungicides per growing season. This total of three applications includes DMIs applied as **Group 11+3** or **Group 11+7+3** co-formulations and in-furrow or seed treatments that have activity on foliar disease. Combinations of in-furrow and seed treatment are counted as one application.
9. **Do not** apply **Group 5, 13, 50 (U8)** and **U6** fungicides onto existing infections of powdery mildew. Always use preventatively. If applying consecutive applications, use an effective mixing partner.
10. Reduced rates, including multiple applications must not be used. Always use label rates.

\* Currently only available under temporary permit. Always check that permits are valid prior to use.

---

**Please note:**

This strategy is a guide only and does not endorse particular products, groups of products or cultural methods in terms of their performance. Always follow the product label for specific use instructions. While all effort has been made with the information supplied in this document, no responsibility, actual or implied, is taken for the day to day accuracy of product or active constituent specific information. Readers should check with the Australian Pesticides and Veterinary Medicines Authority's product database for contemporary information on products and actives. The database can be sourced through [www.apvma.gov.au](http://www.apvma.gov.au). The information given in this strategy is provided in good faith and without any liability for loss or damage suffered as a result of its application and use. Advice given in this strategy is valid as at 26 June 2025. All previous versions of this strategy are now invalid.



**Crop(s)**                      **Wheat**  
**Disease(s)**                **Septoria blotch**

Resistance management strategy for:

<b>Group 3</b>	Demethylation inhibitors (DMI);
<b>Group 7</b>	Succinate dehydrogenase inhibitors (SDHI);
<b>Group 3 + 7</b>	DMI + SDHI; and
<b>Group 11 + 3</b>	Quinone outside inhibitors (QoI) + DMI.
<b>Group 21</b>	Quinone inside inhibitor (QiI).

## Guidelines

1. Fungicides should be used be used as protectant treatments – prior to symptoms of disease when conditions are conducive to disease development.
2. In high-risk disease environments, integrated management approaches should be used to reduce fungicide resistance risk, which may include:
  - a. Removal or burning of stubble;
  - b. Crop rotation (**avoid** wheat on wheat);
  - c. Control of green bridge volunteers; and
  - d. Use of tolerant and resistant varieties.
3. **Do not** apply more than one application of a **Group 7** seed treatment with foliar activity in any two consecutive growing seasons.
4. **Do not** apply more than two applications per growing season of **Group 11** or **7** containing products. Foliar sprays and in-furrow or seed treatments, that have activity on foliar diseases, count toward total. Combinations of in-furrow and seed treatment are counted as one application.
5. If a **Group 7** seed treatment has been used with foliar activity (as determined by label claims), the first foliar fungicide applied must not contain a **Group 7** fungicide. An alternative mode of action fungicide should be applied at typical foliar fungicide timing.
6. If a **Group 7** or **11** fungicide is being applied as a foliar spray, it must be in a co-formulation or in mixture with a registered mixing partner with a different mode of action, with no known resistance. The mixture partner should also provide effective disease control when used alone on the target disease.
7. **Do not** apply more than three applications containing **Group 3** fungicides per growing season. This total of three applications includes DMIs applied as **Group 11+3** co-formulations and in-furrow or seed treatments that have activity on foliar diseases. Combinations of in-furrow and seed treatments are counted as one application.
8. Minimise use of **Group 3** fungicides which are known to have compromised resistance status.
9. Reduced rates, including with multiple applications, must not be used. Always used labelled rates.

### Please note:


This strategy is a guide only and does not endorse particular products, groups of products or cultural methods in terms of their performance. Always follow the product label for specific use instructions. While all effort has been made with the information supplied in this document, no responsibility, actual or implied, is taken for the day to day accuracy of product or active constituent specific information. Readers should check with the Australian Pesticides and Veterinary Medicines Authority's product database for contemporary information on products and actives. The database can be sourced through [www.apvma.gov.au](http://www.apvma.gov.au). The information given in this strategy is provided in good faith and without any liability for loss or damage suffered as a result of its application and use. Advice given in this strategy is valid as at 26 June 2025. All previous versions of this strategy are now invalid.

10. Apply **Group 21** preventatively, using a maximum of one **Group 21** spray per crop. Do not apply **Group 21** solo, they must be applied in combination with an effective tank mix partner from a different group.

---

**Please note:**

This strategy is a guide only and does not endorse particular products, groups of products or cultural methods in terms of their performance. Always follow the product label for specific use instructions. While all effort has been made with the information supplied in this document, no responsibility, actual or implied, is taken for the day to day accuracy of product or active constituent specific information. Readers should check with the Australian Pesticides and Veterinary Medicines Authority's product database for contemporary information on products and actives. The database can be sourced through [www.apvma.gov.au](http://www.apvma.gov.au). The information given in this strategy is provided in good faith and without any liability for loss or damage suffered as a result of its application and use. Advice given in this strategy is valid as at 26 June 2025. All previous versions of this strategy are now invalid.



**Crop(s)**                      **Wheat**  
**Disease(s)**                **Yellow spot**

Resistance management strategy for:

<b>Group 3</b>	Demethylation inhibitors (DMI);
<b>Group 7</b>	Succinate dehydrogenase inhibitors (SDHI);
<b>Group 7 + 3</b>	SDHI + DMI;
<b>Group 11 + 3</b>	Quinone outside inhibitors (QoI) + DMI;
<b>Group 11 + 4</b>	QoI + phenylamides (PA); and
<b>Group 11 + 7 + 3</b>	QoI + SDHI + DMI.

## Guidelines

1. Fungicides should be used as protectant treatments prior to symptoms of disease when conditions are conducive to disease development.
2. In high-risk disease environments, integrated management approaches should be used to reduce fungicide resistance risk, which may include:
  - a. removal or burning of stubble;
  - b. crop rotation (**avoid** wheat on wheat);
  - c. control of green bridge volunteers; and
  - d. use of tolerant and resistant varieties.
3. **Do not** apply more than two applications per growing season of **Group 11**, or **7** containing products. This includes in-furrow or seed treatments that have activity on foliar diseases. Combinations of in-furrow and seed treatment are counted as one application.
4. **Do not** apply consecutive applications of **Group 11** containing products. This includes in-furrow i.e. If a **Group 11+4** fungicide has been used in-furrow at planting, the first foliar fungicide spray must not contain a **Group 11** fungicide.
5. If a **Group 7** seed treatment has been used with foliar activity (as determined by label claims), the first foliar fungicide applied should not contain a **Group 7** fungicide.
6. **Do not** apply more than one application of a **Group 7** seed treatment with foliar activity in any two consecutive growing seasons.
7. If a **Group 7** or **11** fungicide is being applied as a foliar spray, it must be in a co-formulation or in mixture with a registered mixing partner with a different mode of action, with no known resistance. The mixture partner should also provide effective disease control when used alone on the target disease.
8. **Do not** apply more than three applications containing **Group 3** fungicides per growing season. This total of three applications includes DMIs applied as **Group 11+3** or **Group 11+7+3** co-formulations and in-furrow or seed treatments that have activity on foliar diseases. Combinations of in furrow and seed treatment are counted as one application.
9. Minimise use of **Group 3** fungicides which are known to have compromised resistance status.

### Please note:

This strategy is a guide only and does not endorse particular products, groups of products or cultural methods in terms of their performance. Always follow the product label for specific use instructions. While all effort has been made with the information supplied in this document, no responsibility, actual or implied, is taken for the day to day accuracy of product or active constituent specific information. Readers should check with the Australian Pesticides and Veterinary Medicines Authority's product database for contemporary information on products and actives. The database can be sourced through [www.apvma.gov.au](http://www.apvma.gov.au). The information given in this strategy is provided in good faith and without any liability for loss or damage suffered as a result of its application and use. Advice given in this strategy is valid as at 26 June 2025. All previous versions of this strategy are now invalid.

10. **Do not** apply **Group 13** fungicides onto existing infections of powdery mildew. Always use preventatively. If applying consecutive applications, use an effective mixing partner.
11. Reduced rates, including multiple applications must not be used. Always use label rates.

---

**Please note:**

This strategy is a guide only and does not endorse particular products, groups of products or cultural methods in terms of their performance. Always follow the product label for specific use instructions. While all effort has been made with the information supplied in this document, no responsibility, actual or implied, is taken for the day to day accuracy of product or active constituent specific information. Readers should check with the Australian Pesticides and Veterinary Medicines Authority's product database for contemporary information on products and actives. The database can be sourced through [www.apvma.gov.au](http://www.apvma.gov.au). The information given in this strategy is provided in good faith and without any liability for loss or damage suffered as a result of its application and use. Advice given in this strategy is valid as at 26 June 2025. All previous versions of this strategy are now invalid.

